



# June 2023 Two Rivers Greenway Bicycle and Pedestrian Counts

**BMTS**

BMTS  
07/05/2023

# Key Figures

January 1, 2023 → July 4, 2023

## Running Total

📅 Whole Period

Total

**5,990,403**

## Monthly Total Counts

📅 06/01/2023 → 06/30/2023

Total

**149,741** ↓ -18.1%

📈 Compared to 05/04/2023 → 06/02/2023

## Monthly Daily Average

📅 06/01/2023 → 06/30/2023

Peak Day

Saturday Jun 17, 2023

**7,690**

↓ -6.1%

📈 Compared to 05/04/2023 → 06/02/2023

## Rolling Daily Average

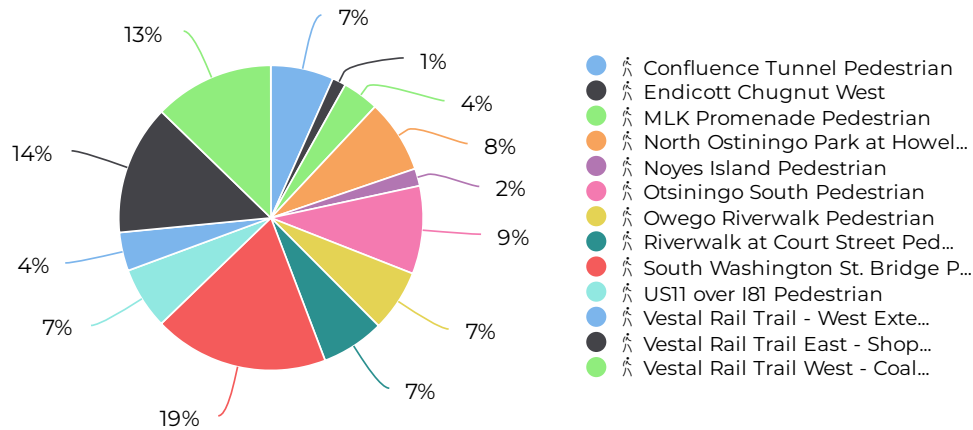
📅 Whole Period

Daily Average

**4,056**

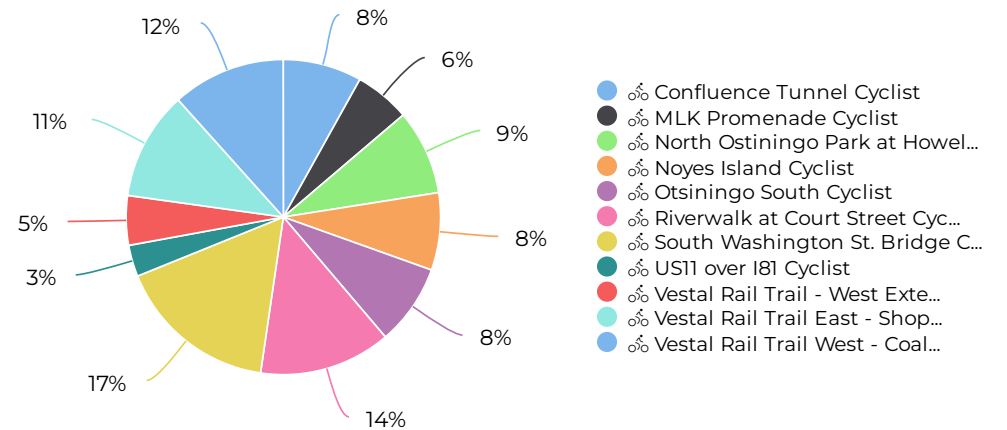
## Pedestrian Distribution by Site

📅 06/01/2023 → 06/30/2023



## Bicycle Distribution by Site

📅 06/01/2023 → 06/30/2023

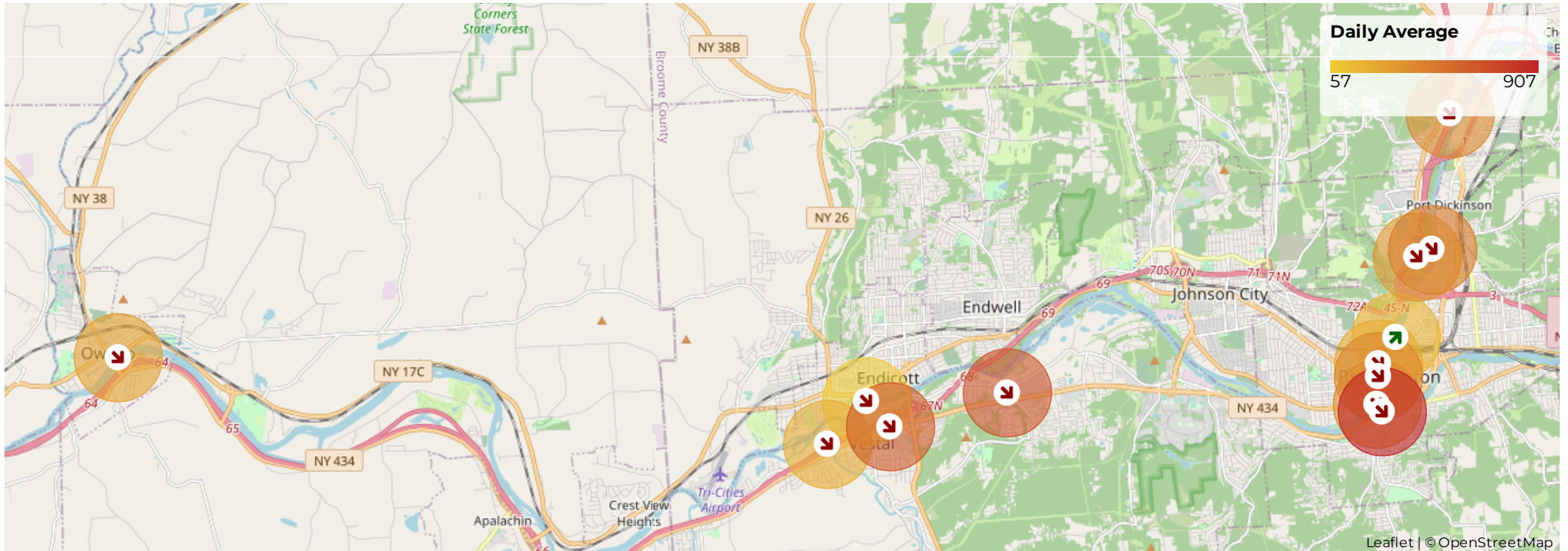


# Key Figures

January 1, 2023 → July 4, 2023

## Daily Average by Site

📅 06/01/2023 → 06/30/2023



📊 Compared to 05/04/2023 → 06/02/2023

# Key Figures

January 1, 2023 → July 4, 2023

## Total Monthly Counts

📅 06/01/2023 → 06/30/2023

Site ▲	Total		Peak Day		Peak Count	
Confluence Tunnel	10,444	▼ -14.0%	Mon Jun 19, 2023	Tue Jun 28, 2022	508	▼ -20.9%
Endicott Chugnut West	1,719	▲ 19.4%	Tue Jun 13, 2023	Mon Jun 20, 2022	136	▲ 24.8%
MLK Promenade	6,374	▼ -2.3%	Sat Jun 3, 2023	Sat Jun 4, 2022	313	▲ 3.6%
North Ostiningo Park at Howell Drive	11,949	▼ -24.1%	Sun Jun 25, 2023	Mon Jun 20, 2022	637	▼ -22.8%
Noyes Island	4,681	▼ -19.9%	Thu Jun 15, 2023	Sat Jun 25, 2022	282	▲ 8.5%
Otsiningo South	13,646	▼ -17.3%	Mon Jun 19, 2023	Mon Jun 20, 2022	814	▼ -0.7%
Owego Riverwalk	7,745	▼ -62.6%	Sat Jun 17, 2023	Fri Jun 17, 2022	2,339	▼ -30.5%
Riverwalk at Court Street	12,210	▼ -2.3%	Fri Jun 30, 2023	Sat Jun 4, 2022	1,048	▲ 48.0%
South Washington St. Bridge	27,220	▼ -4.3%	Sun Jun 25, 2023	Fri Jun 10, 2022	1,250	▲ 12.3%
US11 over I81	8,785		Thu Jun 1, 2023		619	
Vestal Rail Trail - West Extension	6,432	▼ -15.3%	Sun Jun 18, 2023	Sun Jun 5, 2022	399	▲ 9.3%
Vestal Rail Trail East - Shoppes	19,787	▼ -25.1%	Sun Jun 4, 2023	Mon Jun 20, 2022	1,104	▼ -12.9%
Vestal Rail Trail West - Coal House	18,749	▼ -26.7%	Tue Jun 13, 2023	Mon Jun 20, 2022	920	▼ -22.9%

📈 Compared to 06/02/2022 → 07/01/2022

# Key Figures

January 1, 2023 → July 4, 2023

## Pedestrian Counts Previous Month

📅 05/01/2023 → 05/31/2023

Site ▲	Total		Daily Average		Peak Day		Peak Count	
Confluence Tunnel Pedestrian	11,114	▼ -1.8%	359	▼ -1.8%	Sun May 7, 2023	Mon May 23, 2022	790	▲ 21.4%
Endicott Chugnut West	2,703		87		Sat May 6, 2023		302	
MLK Promenade Pedestrian	5,221		168		Wed May 10, 2023		354	
North Ostiningo Park at Howell Drive Pedestrian	12,027	▼ -2.7%	388	▼ -2.7%	Sat May 6, 2023	Tue May 17, 2022	715	▲ 9.2%
Noyes Island Pedestrian	764	▼ -77.9%	25	▼ -77.9%	Fri May 26, 2023	Thu May 19, 2022	127	▼ -27.8%
Otsiningo South Pedestrian	14,191	▲ 40.4%	458	▲ 40.4%	Sat May 6, 2023	Sun May 8, 2022	651	▲ 1.7%
Owego Riverwalk Pedestrian	8,987	▲ 39.5%	290	▲ 39.5%	Mon May 8, 2023	Wed May 25, 2022	1,417	▲ 316.8%
Riverwalk at Court Street Pedestrian	12,343	▲ 3.5%	398	▲ 3.5%	Sun May 7, 2023	Sat May 21, 2022	803	▲ 36.3%
South Washington St. Bridge Pedestrian	24,804	▲ 9.1%	800	▲ 9.1%	Sun May 7, 2023	Fri May 13, 2022	1,445	▲ 42.9%
US11 over I81 Pedestrian	12,889		416		Mon May 15, 2023		691	
Vestal Rail Trail - West Extension Pedestrian	5,783	▲ 13.3%	187	▲ 6.0%	Sat May 6, 2023	Sat May 14, 2022	478	▲ 6.5%
Vestal Rail Trail East - Shoppes Pedestrian	20,170	▲ 1.0%	651	▲ 1.0%	Mon May 8, 2023	Tue May 10, 2022	812	▼ -24.0%
Vestal Rail Trail West - Coal House Pedestrian	19,298	▼ -2.4%	623	▼ -2.4%	Sat May 27, 2023	Tue May 10, 2022	768	▼ -19.8%

📊 Compared to 05/02/2022 → 06/01/2022

# Key Figures

January 1, 2023 → July 4, 2023

## Bicycle Counts Previous Month

📅 06/01/2023 → 06/30/2023

Site ▲	Total		Daily Average		Peak Day		Peak Count	
Confluence Tunnel Cyclist	2,560	▼ -11.2%	88	▼ -8.2%	Mon Jun 19, 2023	Mon Jun 13, 2022	175	▲ 6.7%
MLK Promenade Cyclist	1,805	▲ 8.1%	60	▲ 4.5%	Mon Jun 19, 2023	Mon Jun 13, 2022	129	▲ 9.3%
North Ostiningo Park at Howell Drive Cyclist	2,756	▼ -27.9%	92	▼ -27.9%	Sun Jun 11, 2023	Mon Jun 20, 2022	161	▼ -25.1%
Noyes Island Cyclist	2,510	▼ -13.8%	84	▼ -13.8%	Thu Jun 15, 2023	Mon Jun 13, 2022	151	▲ 11.0%
Otsiningo South Cyclist	2,628	▼ -32.0%	88	▼ -32.0%	Mon Jun 19, 2023	Mon Jun 20, 2022	190	▼ -12.0%
Riverwalk at Court Street Cyclist	4,291	▲ 11.2%	143	▲ 11.2%	Fri Jun 30, 2023	Mon Jun 13, 2022	770	▲ 288.9%
South Washington St. Bridge Cyclist	5,241	▼ -9.4%	175	▼ -9.4%	Mon Jun 19, 2023	Thu Jun 30, 2022	259	▼ -3.0%
US11 over I81 Cyclist	1,022		34		Mon Jun 26, 2023		55	
Vestal Rail Trail - West Extension Cyclist	1,602	▼ -23.2%	53	▼ -23.2%	Sun Jun 25, 2023	Sun Jun 19, 2022	119	▲ 6.3%
Vestal Rail Trail East - Shoppes Cyclist	3,527	▼ -23.7%	118	▼ -23.7%	Sun Jun 4, 2023	Sun Jun 5, 2022	215	▼ -20.4%
Vestal Rail Trail West - Coal House Cyclist	3,685	▼ -25.3%	123	▼ -25.3%	Mon Jun 5, 2023	Sun Jun 5, 2022	212	▼ -32.5%

📊 Compared to 06/02/2022 → 07/01/2022