

Binghamton Metropolitan Transportation Study

P.O Box 1766
Binghamton, NY 13902

Bryan Bunnell
North and Talcott
Village of Owego
Overcast

File Name : North and Talcott PM 2012
Site Code : 240.1
Start Date : 6/5/2012
Page No : 1

Groups Printed- Unshifted - Heavy Vehicles

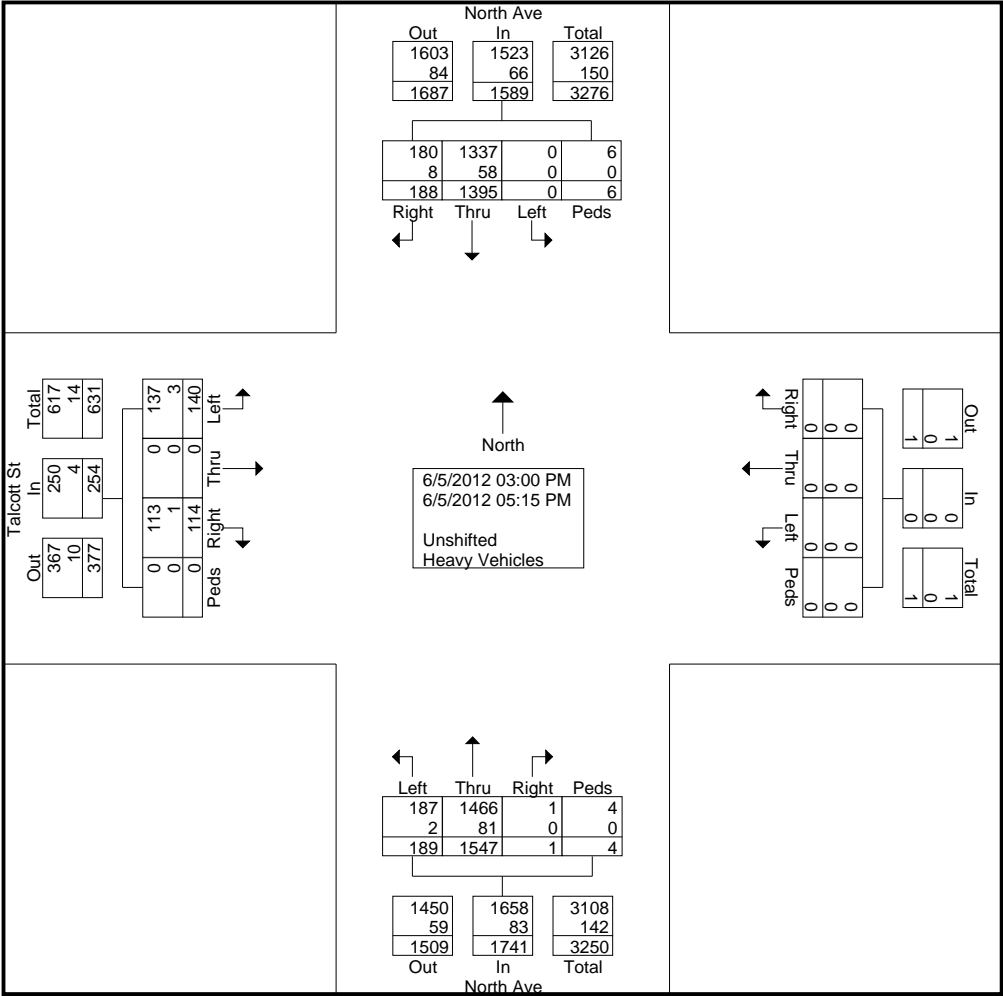
Start Time	North Ave From North					From East					North Ave From South					Talcott St From West					Int. Total
	Right	Thru	Left	Peds	App. Total	Right	Thru	Left	Peds	App. Total	Right	Thru	Left	Peds	App. Total	Right	Thru	Left	Peds	App. Total	
03:00 PM	15	126	0	0	141	0	0	0	0	0	0	131	14	1	146	10	0	12	0	22	309
03:15 PM	18	131	0	0	149	0	0	0	0	0	0	143	17	0	160	12	0	14	0	26	335
03:30 PM	18	142	0	0	160	0	0	0	0	0	0	137	12	0	149	15	0	16	0	31	340
03:45 PM	16	155	0	2	173	0	0	0	0	0	0	180	21	0	201	8	0	11	0	19	393
Total	67	554	0	2	623	0	0	0	0	0	0	591	64	1	656	45	0	53	0	98	1377
04:00 PM	21	156	0	0	177	0	0	0	0	0	1	171	23	0	195	8	0	12	0	20	392
04:15 PM	21	138	0	1	160	0	0	0	0	0	0	158	15	2	175	9	0	16	0	25	360
04:30 PM	19	127	0	1	147	0	0	0	0	0	0	170	19	1	190	14	0	23	0	37	374
04:45 PM	15	150	0	0	165	0	0	0	0	0	0	134	18	0	152	15	0	15	0	30	347
Total	76	571	0	2	649	0	0	0	0	0	1	633	75	3	712	46	0	66	0	112	1473
05:00 PM	17	147	0	0	164	0	0	0	0	0	0	162	21	0	183	13	0	9	0	22	369
05:15 PM	28	123	0	2	153	0	0	0	0	0	0	161	29	0	190	10	0	12	0	22	365
Grand Total	188	1395	0	6	1589	0	0	0	0	0	1	1547	189	4	1741	114	0	140	0	254	3584
Apprch %	11.8	87.8	0	0.4		0	0	0	0	0	0.1	88.9	10.9	0.2		44.9	0	55.1	0		
Total %	5.2	38.9	0	0.2	44.3	0	0	0	0	0	0	43.2	5.3	0.1	48.6	3.2	0	3.9	0	7.1	
Unshifted	180	1337	0	6	1523	0	0	0	0	0	1	1466	187	4	1658	113	0	137	0	250	3431
% Unshifted	95.7	95.8	0	100	95.8	0	0	0	0	0	100	94.8	98.9	100	95.2	99.1	0	97.9	0	98.4	95.7
Heavy Vehicles	8	58	0	0	66	0	0	0	0	0	0	81	2	0	83	1	0	3	0	4	153
% Heavy Vehicles	4.3	4.2	0	0	4.2	0	0	0	0	0	0	5.2	1.1	0	4.8	0.9	0	2.1	0	1.6	4.3

Binghamton Metropolitan Transportation Study

P.O Box 1766
 Binghamton, NY 13902

Bryan Bunnell
 North and Talcott
 Village of Owego
 Overcast

File Name : North and Talcott PM 2012
 Site Code : 240.1
 Start Date : 6/5/2012
 Page No : 2

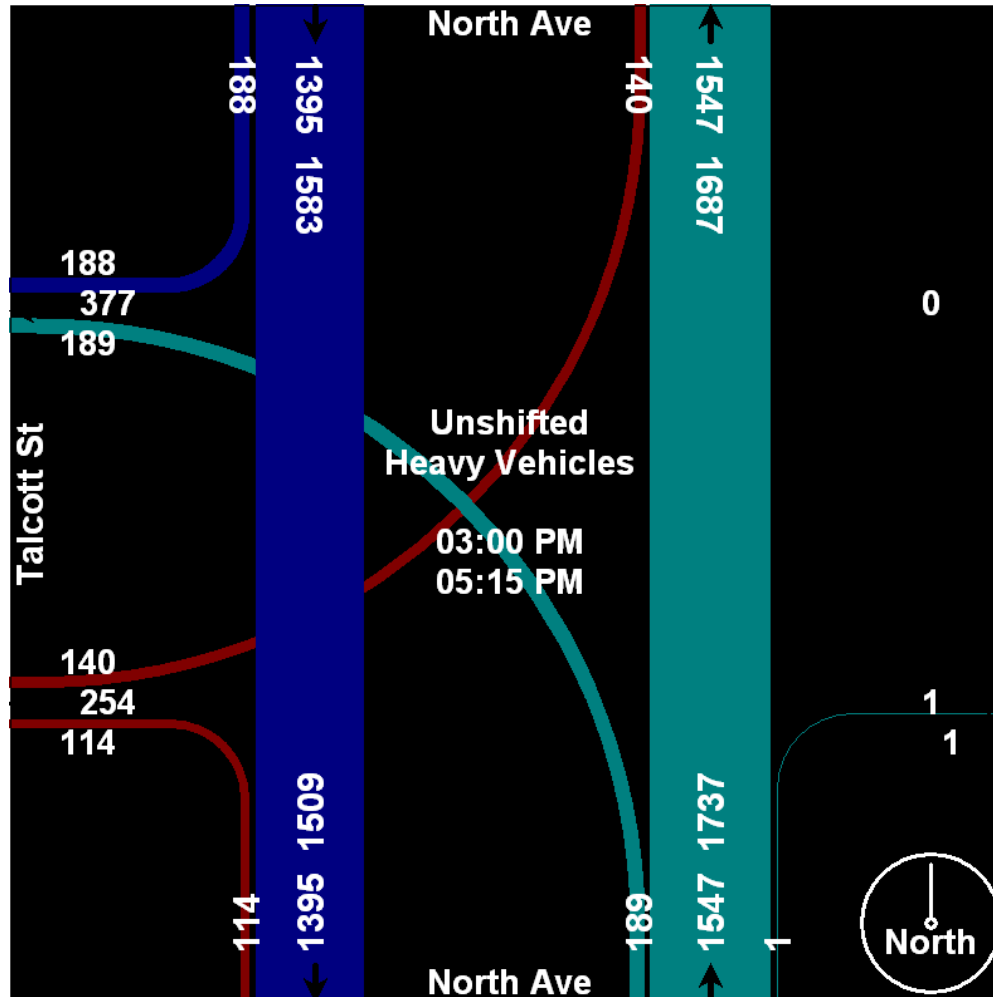


Binghamton Metropolitan Transportation Study

P.O Box 1766
Binghamton, NY 13902

Bryan Bunnell
North and Talcott
Village of Owego
Overcast

File Name : North and Talcott PM 2012
Site Code : 240.1
Start Date : 6/5/2012
Page No : 3



Binghamton Metropolitan Transportation Study

P.O Box 1766
Binghamton, NY 13902

Bryan Bunnell
North and Talcott
Village of Owego
Overcast

File Name : North and Talcott PM 2012
Site Code : 240.1
Start Date : 6/5/2012
Page No : 4

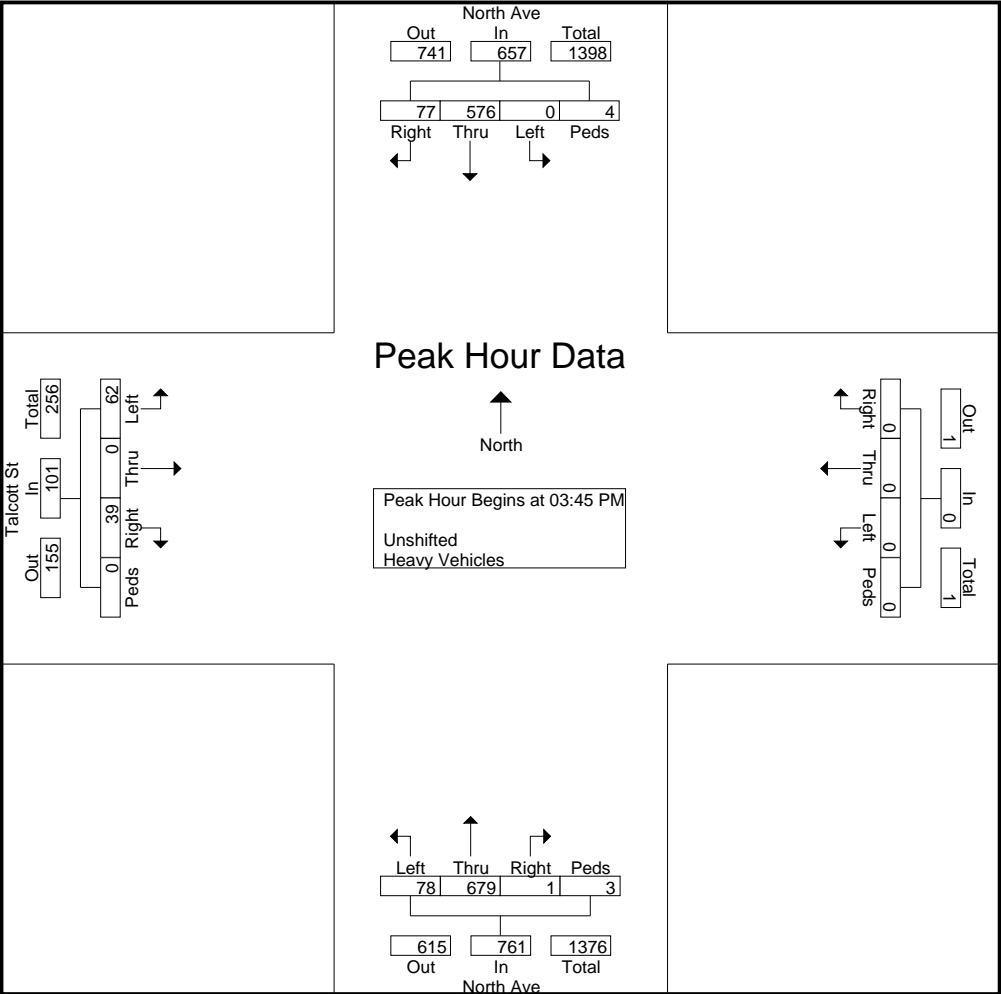
Start Time	North Ave From North					From East					North Ave From South					Talcott St From West					Int. Total
	Right	Thru	Left	Peds	App. Total	Right	Thru	Left	Peds	App. Total	Right	Thru	Left	Peds	App. Total	Right	Thru	Left	Peds	App. Total	
Peak Hour Analysis From 03:00 PM to 04:45 PM - Peak 1 of 1																					
Peak Hour for Entire Intersection Begins at 03:45 PM																					
03:45 PM	16	155	0	2	173	0	0	0	0	0	0	180	21	0	201	8	0	11	0	19	393
04:00 PM	21	156	0	0	177	0	0	0	0	0	1	171	23	0	195	8	0	12	0	20	392
04:15 PM	21	138	0	1	160	0	0	0	0	0	0	158	15	2	175	9	0	16	0	25	360
04:30 PM	19	127	0	1	147	0	0	0	0	0	0	170	19	1	190	14	0	23	0	37	374
Total Volume	77	576	0	4	657	0	0	0	0	0	1	679	78	3	761	39	0	62	0	101	1519
% App. Total	11.7	87.7	0	0.6		0	0	0	0		0.1	89.2	10.2	0.4		38.6	0	61.4	0		
PHF	.917	.923	.000	.500	.928	.000	.000	.000	.000	.000	.250	.943	.848	.375	.947	.696	.000	.674	.000	.682	.966

Binghamton Metropolitan Transportation Study

P.O Box 1766
 Binghamton, NY 13902

Bryan Bunnell
 North and Talcott
 Village of Owego
 Overcast

File Name : North and Talcott PM 2012
 Site Code : 240.1
 Start Date : 6/5/2012
 Page No : 5



Binghamton Metropolitan Transportation Study

P.O Box 1766
Binghamton, NY 13902

Bryan Bunnell
North and Talcott
Village of Owego
Overcast

File Name : North and Talcott PM 2012
Site Code : 240.1
Start Date : 6/5/2012
Page No : 6

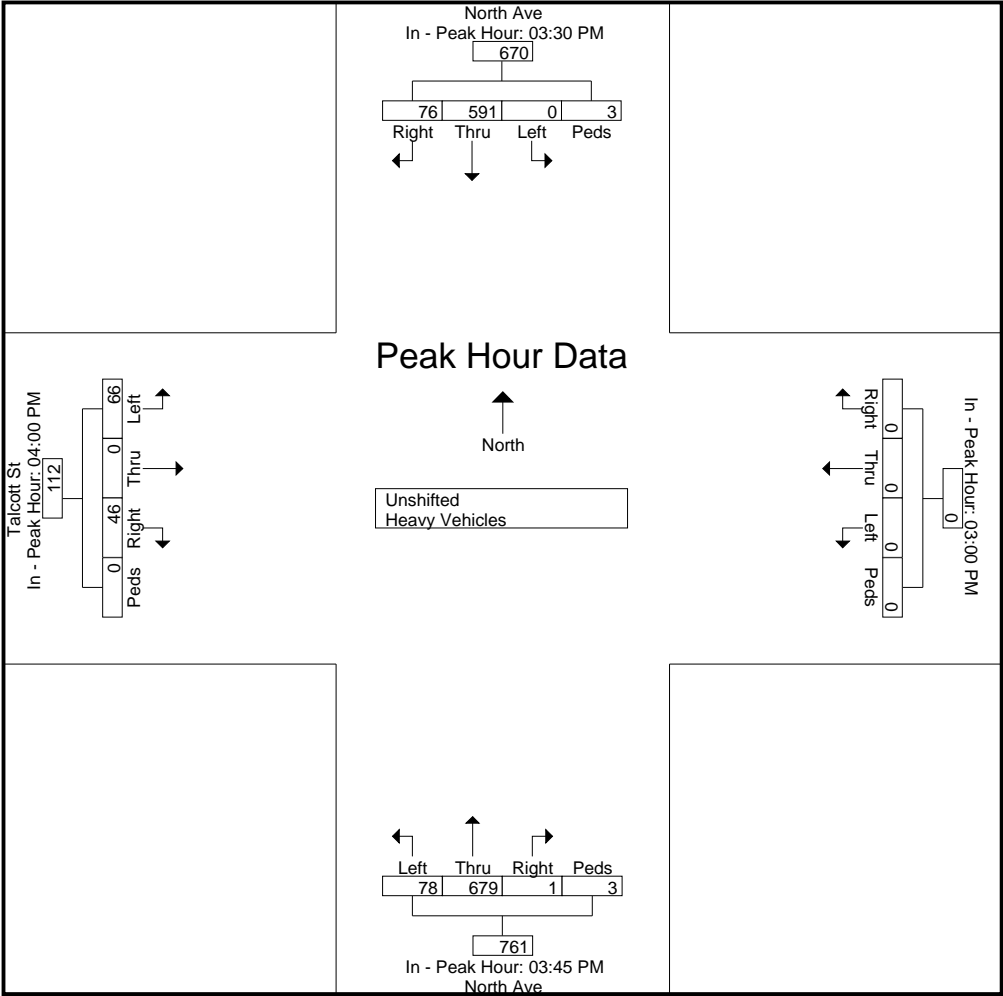
Start Time	North Ave From North					From East					North Ave From South					Talcott St From West					Int. Total
	Right	Thru	Left	Peds	App. Total	Right	Thru	Left	Peds	App. Total	Right	Thru	Left	Peds	App. Total	Right	Thru	Left	Peds	App. Total	
Peak Hour Analysis From 03:00 PM to 04:45 PM - Peak 1 of 1																					
Peak Hour for Each Approach Begins at:																					
	03:30 PM					03:00 PM					03:45 PM					04:00 PM					
+0 mins.	18	142	0	0	160	0	0	0	0	0	0	180	21	0	201	8	0	12	0	20	
+15 mins.	16	155	0	2	173	0	0	0	0	0	1	171	23	0	195	9	0	16	0	25	
+30 mins.	21	156	0	0	177	0	0	0	0	0	0	158	15	2	175	14	0	23	0	37	
+45 mins.	21	138	0	1	160	0	0	0	0	0	0	170	19	1	190	15	0	15	0	30	
Total Volume	76	591	0	3	670	0	0	0	0	0	1	679	78	3	761	46	0	66	0	112	
% App. Total	11.3	88.2	0	0.4		0	0	0	0		0.1	89.2	10.2	0.4		41.1	0	58.9	0		
PHF	.905	.947	.000	.375	.946	.000	.000	.000	.000	.000	.250	.943	.848	.375	.947	.767	.000	.717	.000	.757	

Binghamton Metropolitan Transportation Study

P.O Box 1766
 Binghamton, NY 13902

Bryan Bunnell
 North and Talcott
 Village of Owego
 Overcast

File Name : North and Talcott PM 2012
 Site Code : 240.1
 Start Date : 6/5/2012
 Page No : 7



Binghamton Metropolitan Transportation Study

P.O Box 1766
Binghamton, NY 13902

Bryan Bunnell
North and Talcott
Village of Owego
Overcast

File Name : North and Talcott PM 2012
Site Code : 240.1
Start Date : 6/5/2012
Page No : 8

