

Binghamton Metropolitan Transportation Study

P.O Box 1766
Binghamton, NY 13902

Dom Dellos
Main / Oakdale PM
Westover
Sunshine

File Name : Main and Oakdale PM 2012
Site Code : 209
Start Date : 5/30/2012
Page No : 1

Groups Printed- Unshifted - Heavy Vehicles

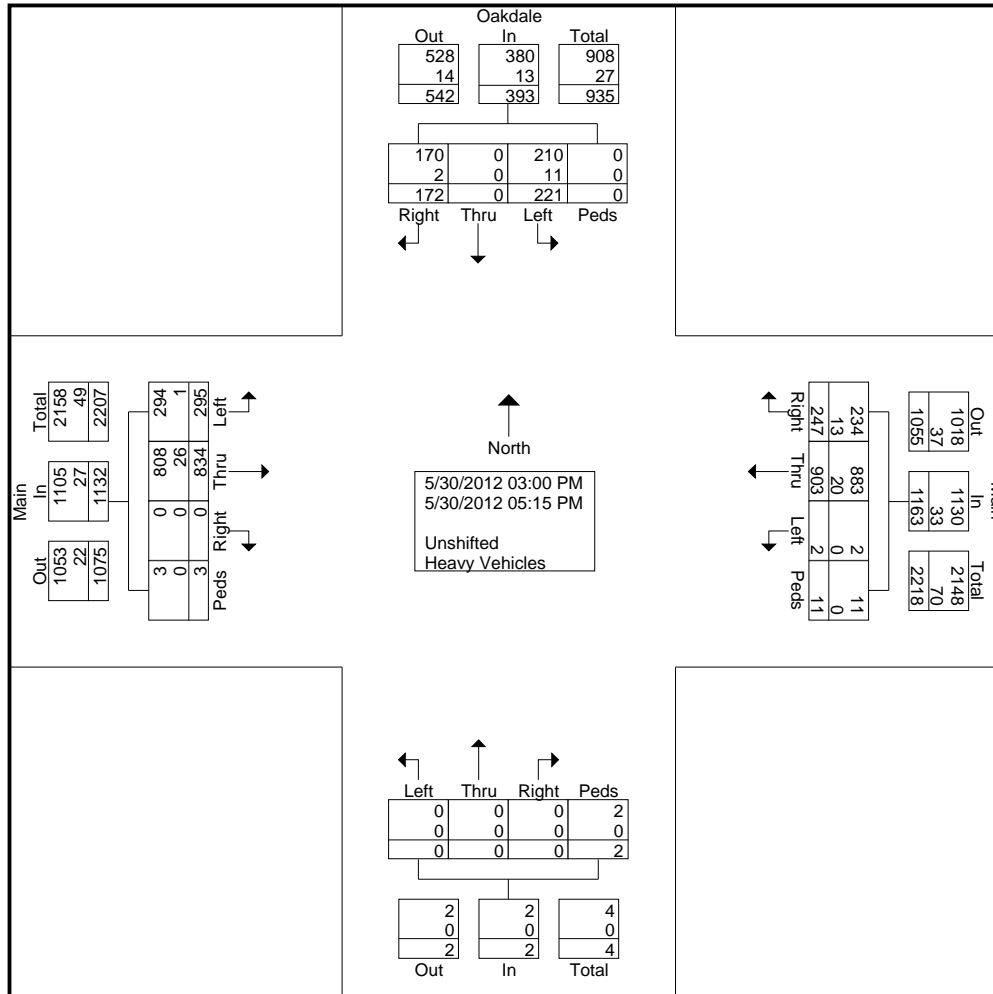
Start Time	Oakdale From North					Main From East					From South					Main From West					Int. Total
	Right	Thru	Left	Peds	App. Total	Right	Thru	Left	Peds	App. Total	Right	Thru	Left	Peds	App. Total	Right	Thru	Left	Peds	App. Total	
03:00 PM	16	0	14	0	30	19	64	0	2	85	0	0	0	0	0	0	69	24	0	93	208
03:15 PM	19	0	22	0	41	32	76	0	1	109	0	0	0	0	0	0	82	25	0	107	257
03:30 PM	13	0	33	0	46	40	108	0	2	150	0	0	0	0	0	0	107	28	1	136	332
03:45 PM	23	0	22	0	45	23	95	0	3	121	0	0	0	1	1	0	82	33	0	115	282
Total	71	0	91	0	162	114	343	0	8	465	0	0	0	1	1	0	340	110	1	451	1079
04:00 PM	9	0	18	0	27	24	89	0	0	113	0	0	0	0	0	0	82	28	2	112	252
04:15 PM	19	0	27	0	46	22	107	0	0	129	0	0	0	1	1	0	84	32	0	116	292
04:30 PM	13	0	28	0	41	23	88	1	0	112	0	0	0	0	0	0	87	35	0	122	275
04:45 PM	23	0	19	0	42	26	87	0	0	113	0	0	0	0	0	0	61	26	0	87	242
Total	64	0	92	0	156	95	371	1	0	467	0	0	0	1	1	0	314	121	2	437	1061
05:00 PM	25	0	23	0	48	19	102	0	1	122	0	0	0	0	0	0	102	45	0	147	317
05:15 PM	12	0	15	0	27	19	87	1	2	109	0	0	0	0	0	0	78	19	0	97	233
Grand Total	172	0	221	0	393	247	903	2	11	1163	0	0	0	2	2	0	834	295	3	1132	2690
Apprch %	43.8	0	56.2	0		21.2	77.6	0.2	0.9		0	0	0	100		0	73.7	26.1	0.3		
Total %	6.4	0	8.2	0	14.6	9.2	33.6	0.1	0.4	43.2	0	0	0	0.1	0.1	0	31	11	0.1	42.1	
Unshifted	170	0	210	0	380	234	883	2	11	1130	0	0	0	2	2	0	808	294	3	1105	2617
% Unshifted	98.8	0	95	0	96.7	94.7	97.8	100	100	97.2	0	0	0	100	100	0	96.9	99.7	100	97.6	97.3
Heavy Vehicles	2	0	11	0	13	13	20	0	0	33	0	0	0	0	0	0	26	1	0	27	73
% Heavy Vehicles	1.2	0	5	0	3.3	5.3	2.2	0	0	2.8	0	0	0	0	0	0	3.1	0.3	0	2.4	2.7

Binghamton Metropolitan Transportation Study

P.O Box 1766
Binghamton, NY 13902

Dom Dellos
Main / Oakdale PM
Westover
Sunshine

File Name : Main and Oakdale PM 2012
Site Code : 209
Start Date : 5/30/2012
Page No : 2

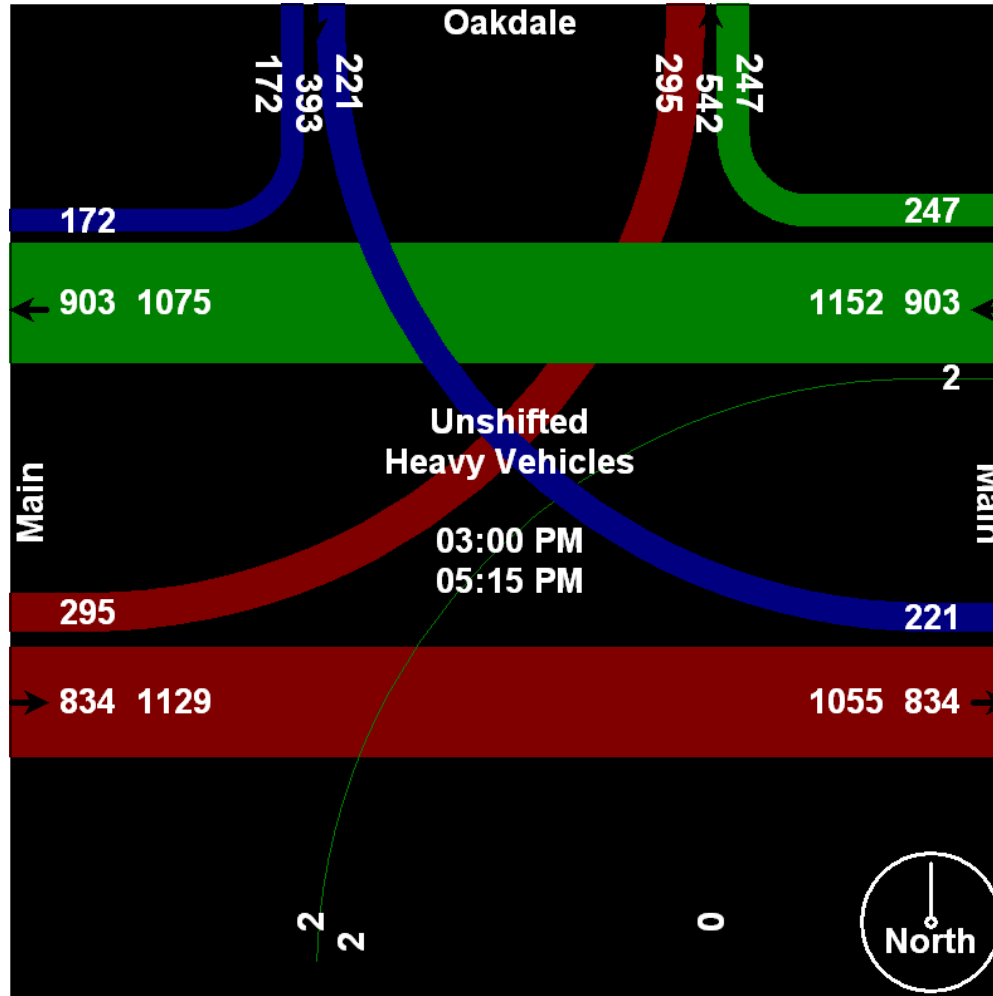


Binghamton Metropolitan Transportation Study

P.O Box 1766
Binghamton, NY 13902

Dom Dellos
Main / Oakdale PM
Westover
Sunshine

File Name : Main and Oakdale PM 2012
Site Code : 209
Start Date : 5/30/2012
Page No : 3



Binghamton Metropolitan Transportation Study

P.O Box 1766
Binghamton, NY 13902

Dom Dellos
Main / Oakdale PM
Westover
Sunshine

File Name : Main and Oakdale PM 2012
Site Code : 209
Start Date : 5/30/2012
Page No : 4

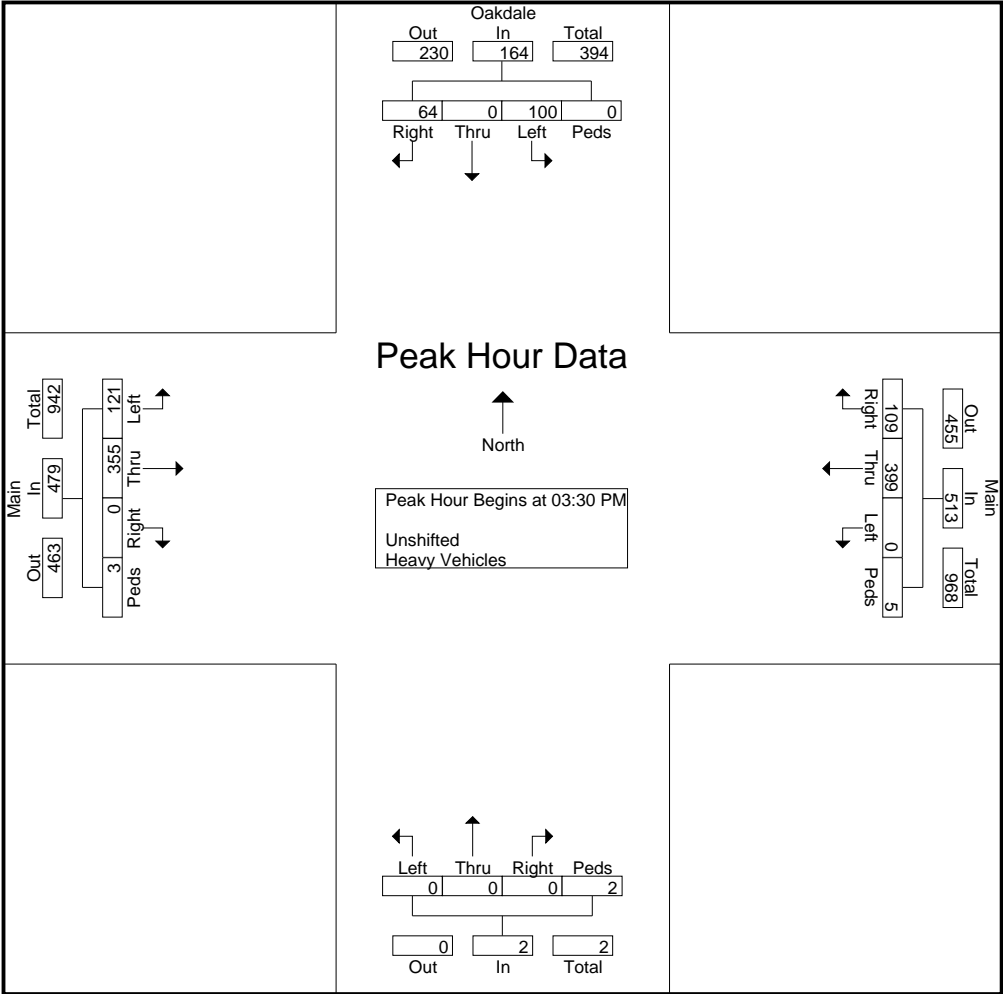
Start Time	Oakdale From North					Main From East					From South					Main From West					Int. Total
	Right	Thru	Left	Peds	App. Total	Right	Thru	Left	Peds	App. Total	Right	Thru	Left	Peds	App. Total	Right	Thru	Left	Peds	App. Total	
Peak Hour Analysis From 03:00 PM to 05:15 PM - Peak 1 of 1																					
Peak Hour for Entire Intersection Begins at 03:30 PM																					
03:30 PM	13	0	33	0	46	40	108	0	2	150	0	0	0	0	0	0	107	28	1	136	332
03:45 PM	23	0	22	0	45	23	95	0	3	121	0	0	0	1	1	0	82	33	0	115	282
04:00 PM	9	0	18	0	27	24	89	0	0	113	0	0	0	0	0	0	82	28	2	112	252
04:15 PM	19	0	27	0	46	22	107	0	0	129	0	0	0	1	1	0	84	32	0	116	292
Total Volume	64	0	100	0	164	109	399	0	5	513	0	0	0	2	2	0	355	121	3	479	1158
% App. Total	39	0	61	0		21.2	77.8	0	1		0	0	0	100		0	74.1	25.3	0.6		
PHF	.696	.000	.758	.000	.891	.681	.924	.000	.417	.855	.000	.000	.000	.500	.500	.000	.829	.917	.375	.881	.872

Binghamton Metropolitan Transportation Study

P.O Box 1766
 Binghamton, NY 13902

Dom Dellos
 Main / Oakdale PM
 Westover
 Sunshine

File Name : Main and Oakdale PM 2012
 Site Code : 209
 Start Date : 5/30/2012
 Page No : 5



Binghamton Metropolitan Transportation Study

P.O Box 1766
Binghamton, NY 13902

Dom Dellos
Main / Oakdale PM
Westover
Sunshine

File Name : Main and Oakdale PM 2012
Site Code : 209
Start Date : 5/30/2012
Page No : 6

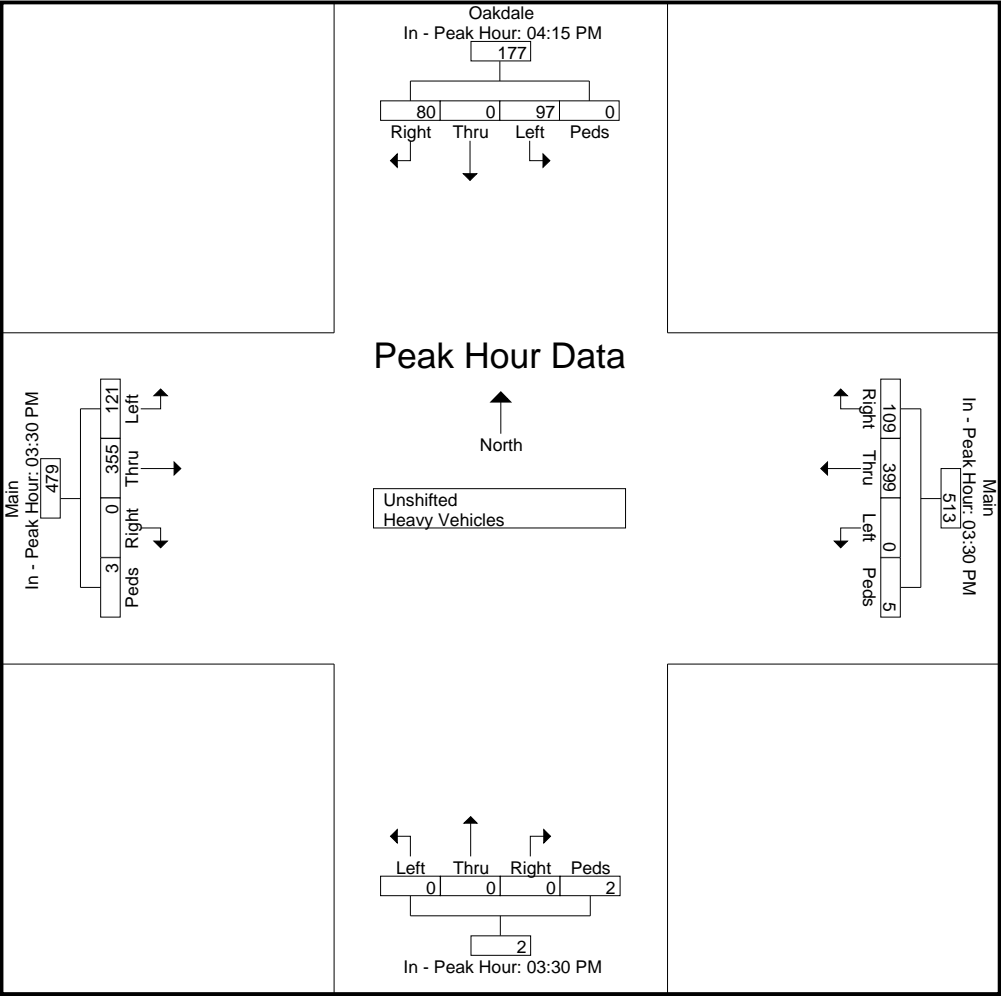
Start Time	Oakdale From North					Main From East					From South					Main From West					Int. Total
	Right	Thru	Left	Peds	App. Total	Right	Thru	Left	Peds	App. Total	Right	Thru	Left	Peds	App. Total	Right	Thru	Left	Peds	App. Total	
Peak Hour Analysis From 03:00 PM to 05:15 PM - Peak 1 of 1																					
Peak Hour for Each Approach Begins at:																					
	04:15 PM					03:30 PM					03:30 PM					03:30 PM					
+0 mins.	19	0	27	0	46	40	108	0	2	150	0	0	0	0	0	0	107	28	1	136	
+15 mins.	13	0	28	0	41	23	95	0	3	121	0	0	0	1	1	0	82	33	0	115	
+30 mins.	23	0	19	0	42	24	89	0	0	113	0	0	0	0	0	0	82	28	2	112	
+45 mins.	25	0	23	0	48	22	107	0	0	129	0	0	0	1	1	0	84	32	0	116	
Total Volume	80	0	97	0	177	109	399	0	5	513	0	0	0	2	2	0	355	121	3	479	
% App. Total	45.2	0	54.8	0		21.2	77.8	0	1		0	0	0	100		0	74.1	25.3	0.6		
PHF	.800	.000	.866	.000	.922	.681	.924	.000	.417	.855	.000	.000	.000	.500	.500	.000	.829	.917	.375	.881	

Binghamton Metropolitan Transportation Study

P.O Box 1766
 Binghamton, NY 13902

Dom Dellos
 Main / Oakdale PM
 Westover
 Sunshine

File Name : Main and Oakdale PM 2012
 Site Code : 209
 Start Date : 5/30/2012
 Page No : 7



Binghamton Metropolitan Transportation Study

P.O Box 1766
Binghamton, NY 13902

Dom Dellos
Main / Oakdale PM
Westover
Sunshine

File Name : Main and Oakdale PM 2012
Site Code : 209
Start Date : 5/30/2012
Page No : 8

