

Binghamton Metropolitan Transportation Study

P.O Box 1766
Binghamton, NY 13902

Dom Dellos
East main / Adams AM
Endicott
Sun

File Name : East Main and Adams AM 2012
Site Code : 160
Start Date : 6/15/2012
Page No : 1

Groups Printed- Unshifted - Heavy Vehicles

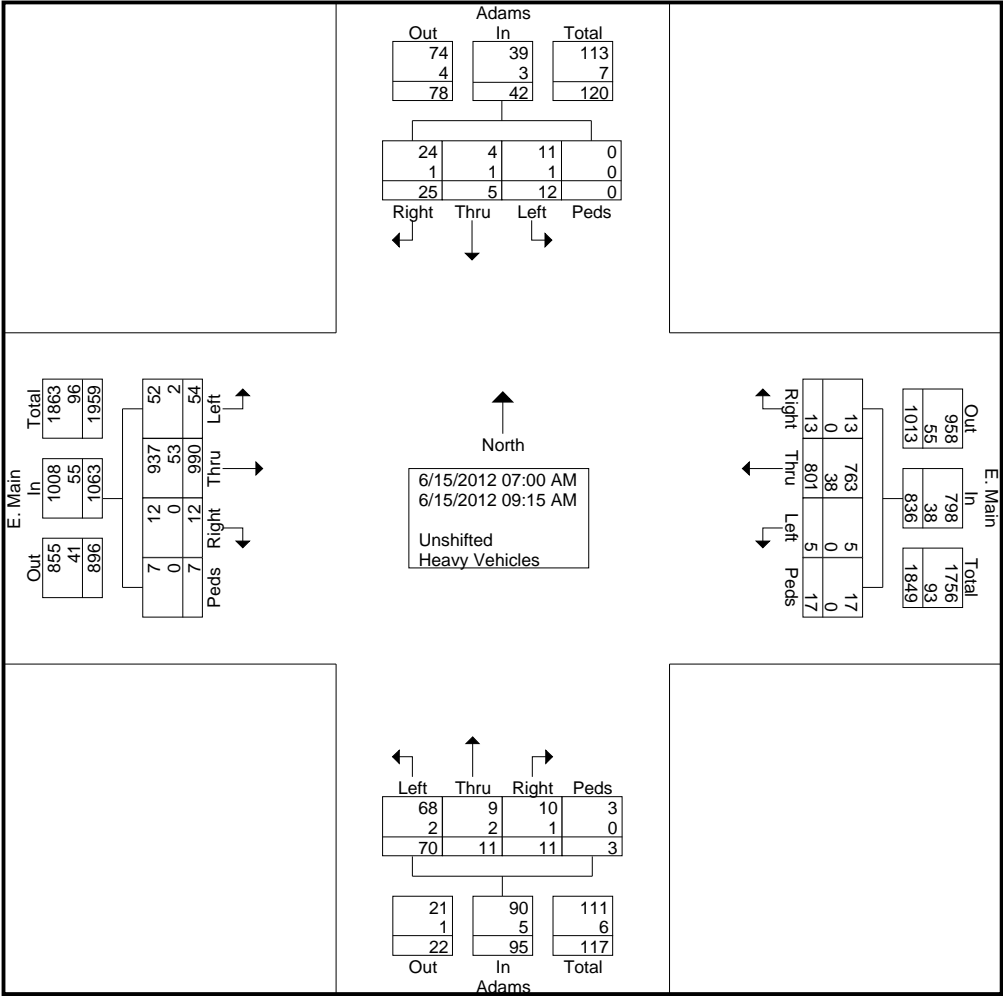
Start Time	Adams From North					E. Main From East					Adams From South					E. Main From West					Int. Total
	Right	Thru	Left	Peds	App. Total	Right	Thru	Left	Peds	App. Total	Right	Thru	Left	Peds	App. Total	Right	Thru	Left	Peds	App. Total	
07:00 AM	1	0	1	0	2	1	74	0	0	75	0	0	5	0	5	0	94	1	0	95	177
07:15 AM	3	0	0	0	3	2	77	0	0	79	0	1	6	0	7	1	95	4	0	100	189
07:30 AM	3	0	3	0	6	0	63	0	1	64	5	1	6	0	12	3	91	7	0	101	183
07:45 AM	5	0	4	0	9	2	98	0	0	100	0	4	15	0	19	0	121	7	0	128	256
Total	12	0	8	0	20	5	312	0	1	318	5	6	32	0	43	4	401	19	0	424	805
08:00 AM	1	1	1	0	3	1	76	2	0	79	4	1	5	0	10	1	80	3	0	84	176
08:15 AM	2	0	0	0	2	1	82	0	3	86	1	2	4	0	7	2	85	13	0	100	195
08:30 AM	0	0	0	0	0	0	88	0	0	88	0	0	6	0	6	0	95	0	0	95	189
08:45 AM	2	3	1	0	6	1	78	0	2	81	0	0	8	2	10	2	119	7	0	128	225
Total	5	4	2	0	11	3	324	2	5	334	5	3	23	2	33	5	379	23	0	407	785
09:00 AM	4	1	1	0	6	4	90	3	2	99	1	2	8	0	11	2	106	3	1	112	228
09:15 AM	4	0	1	0	5	1	75	0	9	85	0	0	7	1	8	1	104	9	6	120	218
Grand Total	25	5	12	0	42	13	801	5	17	836	11	11	70	3	95	12	990	54	7	1063	2036
Apprch %	59.5	11.9	28.6	0		1.6	95.8	0.6	2		11.6	11.6	73.7	3.2		1.1	93.1	5.1	0.7		
Total %	1.2	0.2	0.6	0	2.1	0.6	39.3	0.2	0.8	41.1	0.5	0.5	3.4	0.1	4.7	0.6	48.6	2.7	0.3	52.2	
Unshifted	24	4	11	0	39	13	763	5	17	798	10	9	68	3	90	12	937	52	7	1008	1935
% Unshifted	96	80	91.7	0	92.9	100	95.3	100	100	95.5	90.9	81.8	97.1	100	94.7	100	94.6	96.3	100	94.8	95
Heavy Vehicles	1	1	1	0	3	0	38	0	0	38	1	2	2	0	5	0	53	2	0	55	101
% Heavy Vehicles	4	20	8.3	0	7.1	0	4.7	0	0	4.5	9.1	18.2	2.9	0	5.3	0	5.4	3.7	0	5.2	5

Binghamton Metropolitan Transportation Study

P.O Box 1766
 Binghamton, NY 13902

Dom Dellos
 East main / Adams AM
 Endicott
 Sun

File Name : East Main and Adams AM 2012
 Site Code : 160
 Start Date : 6/15/2012
 Page No : 2

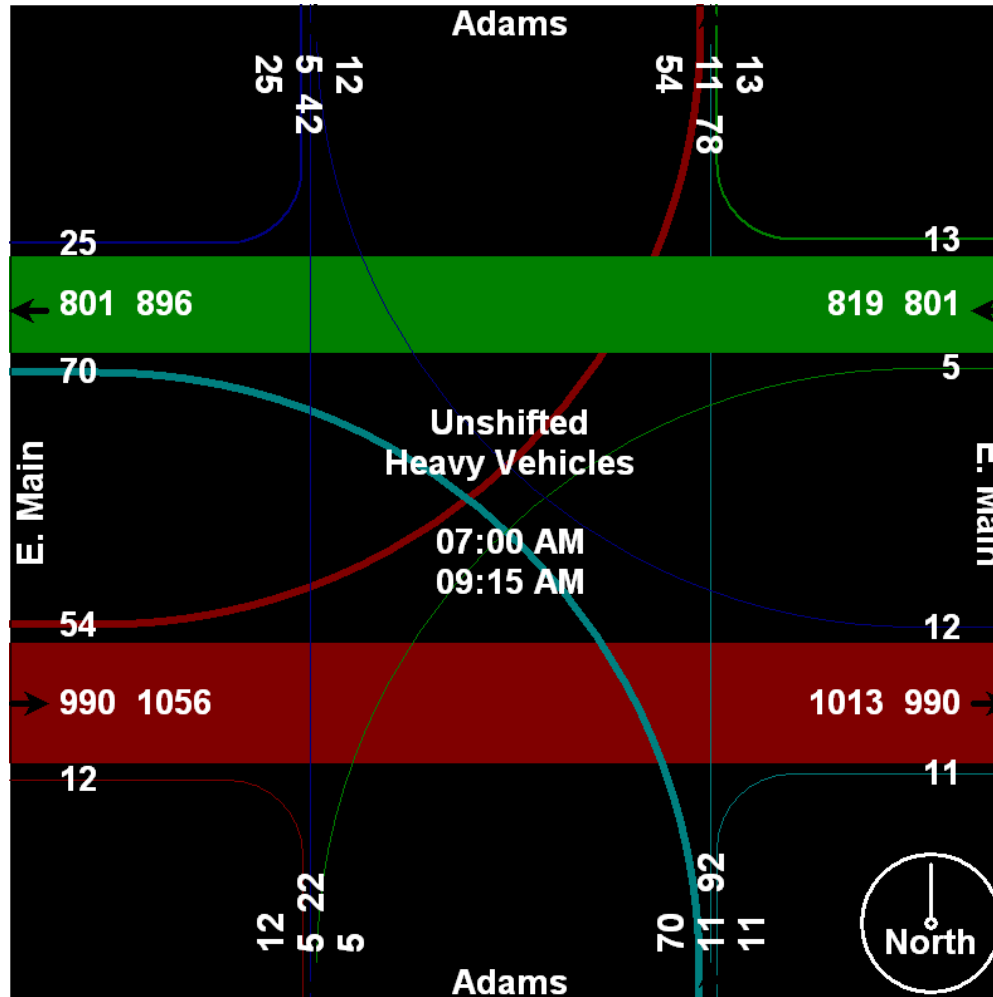


Binghamton Metropolitan Transportation Study

P.O Box 1766
Binghamton, NY 13902

Dom Dellos
East main / Adams AM
Endicott
Sun

File Name : East Main and Adams AM 2012
Site Code : 160
Start Date : 6/15/2012
Page No : 3



Binghamton Metropolitan Transportation Study

P.O Box 1766
Binghamton, NY 13902

Dom Dellos
East main / Adams AM
Endicott
Sun

File Name : East Main and Adams AM 2012
Site Code : 160
Start Date : 6/15/2012
Page No : 4

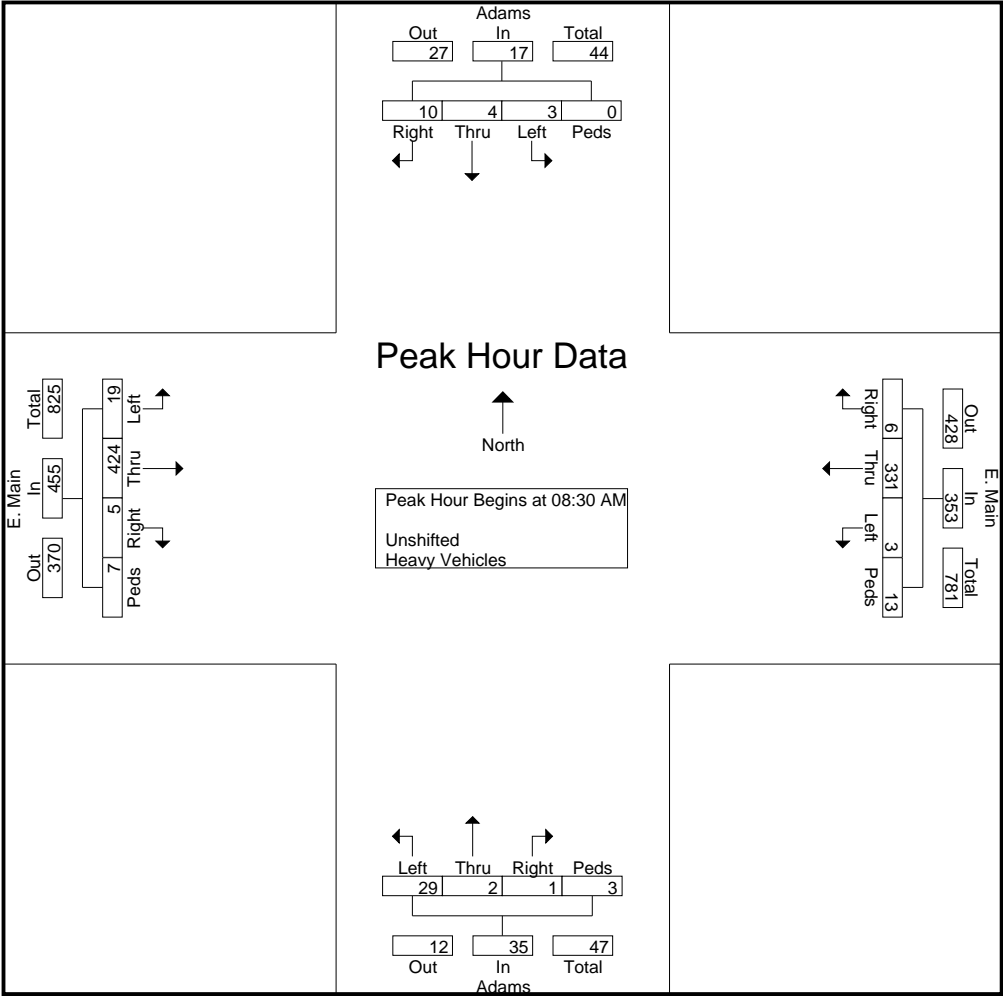
Start Time	Adams From North					E. Main From East					Adams From South					E. Main From West					Int. Total
	Right	Thru	Left	Peds	App. Total	Right	Thru	Left	Peds	App. Total	Right	Thru	Left	Peds	App. Total	Right	Thru	Left	Peds	App. Total	
Peak Hour Analysis From 07:00 AM to 09:15 AM - Peak 1 of 1																					
Peak Hour for Entire Intersection Begins at 08:30 AM																					
08:30 AM	0	0	0	0	0	0	88	0	0	88	0	0	6	0	6	0	95	0	0	95	189
08:45 AM	2	3	1	0	6	1	78	0	2	81	0	0	8	2	10	2	119	7	0	128	225
09:00 AM	4	1	1	0	6	4	90	3	2	99	1	2	8	0	11	2	106	3	1	112	228
09:15 AM	4	0	1	0	5	1	75	0	9	85	0	0	7	1	8	1	104	9	6	120	218
Total Volume	10	4	3	0	17	6	331	3	13	353	1	2	29	3	35	5	424	19	7	455	860
% App. Total	58.8	23.5	17.6	0		1.7	93.8	0.8	3.7		2.9	5.7	82.9	8.6		1.1	93.2	4.2	1.5		
PHF	.625	.333	.750	.000	.708	.375	.919	.250	.361	.891	.250	.250	.906	.375	.795	.625	.891	.528	.292	.889	.943

Binghamton Metropolitan Transportation Study

P.O Box 1766
 Binghamton, NY 13902

Dom Dellos
 East main / Adams AM
 Endicott
 Sun

File Name : East Main and Adams AM 2012
 Site Code : 160
 Start Date : 6/15/2012
 Page No : 5



Binghamton Metropolitan Transportation Study

P.O Box 1766
Binghamton, NY 13902

Dom Dellos
East main / Adams AM
Endicott
Sun

File Name : East Main and Adams AM 2012
Site Code : 160
Start Date : 6/15/2012
Page No : 6

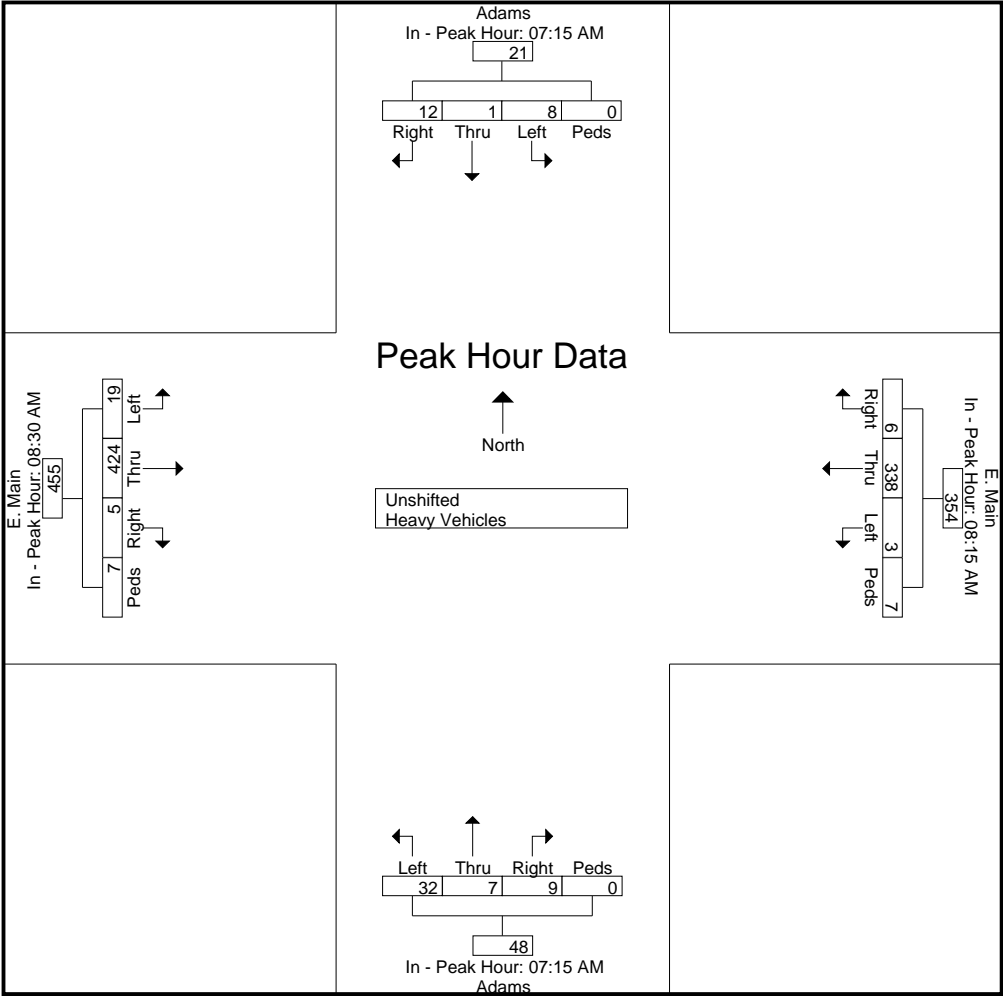
Start Time	Adams From North					E. Main From East					Adams From South					E. Main From West					Int. Total
	Right	Thru	Left	Peds	App. Total	Right	Thru	Left	Peds	App. Total	Right	Thru	Left	Peds	App. Total	Right	Thru	Left	Peds	App. Total	
Peak Hour Analysis From 07:00 AM to 09:15 AM - Peak 1 of 1																					
Peak Hour for Each Approach Begins at:																					
	07:15 AM					08:15 AM					07:15 AM					08:30 AM					
+0 mins.	3	0	0	0	3	1	82	0	3	86	0	1	6	0	7	0	95	0	0	95	
+15 mins.	3	0	3	0	6	0	88	0	0	88	5	1	6	0	12	2	119	7	0	128	
+30 mins.	5	0	4	0	9	1	78	0	2	81	0	4	15	0	19	2	106	3	1	112	
+45 mins.	1	1	1	0	3	4	90	3	2	99	4	1	5	0	10	1	104	9	6	120	
Total Volume	12	1	8	0	21	6	338	3	7	354	9	7	32	0	48	5	424	19	7	455	
% App. Total	57.1	4.8	38.1	0		1.7	95.5	0.8	2		18.8	14.6	66.7	0		1.1	93.2	4.2	1.5		
PHF	.600	.250	.500	.000	.583	.375	.939	.250	.583	.894	.450	.438	.533	.000	.632	.625	.891	.528	.292	.889	

Binghamton Metropolitan Transportation Study

P.O Box 1766
 Binghamton, NY 13902

Dom Dellos
 East main / Adams AM
 Endicott
 Sun

File Name : East Main and Adams AM 2012
 Site Code : 160
 Start Date : 6/15/2012
 Page No : 7



Binghamton Metropolitan Transportation Study

P.O Box 1766
Binghamton, NY 13902

Dom Dellos
East main / Adams AM
Endicott
Sun

File Name : East Main and Adams AM 2012
Site Code : 160
Start Date : 6/15/2012
Page No : 8

