

Binghamton Metropolitan Transportation Study

P.O Box 1766
Binghamton, NY 13902

Dom Dellos
Riverside / Kneeland / Lourdes PM
Binghamton
Comfortable

File Name : Riverside and Kneeland and Lourdes PM 2012
Site Code : 109
Start Date : 5/24/2012
Page No : 1

Groups Printed- Unshifted - Heavy Vehicles

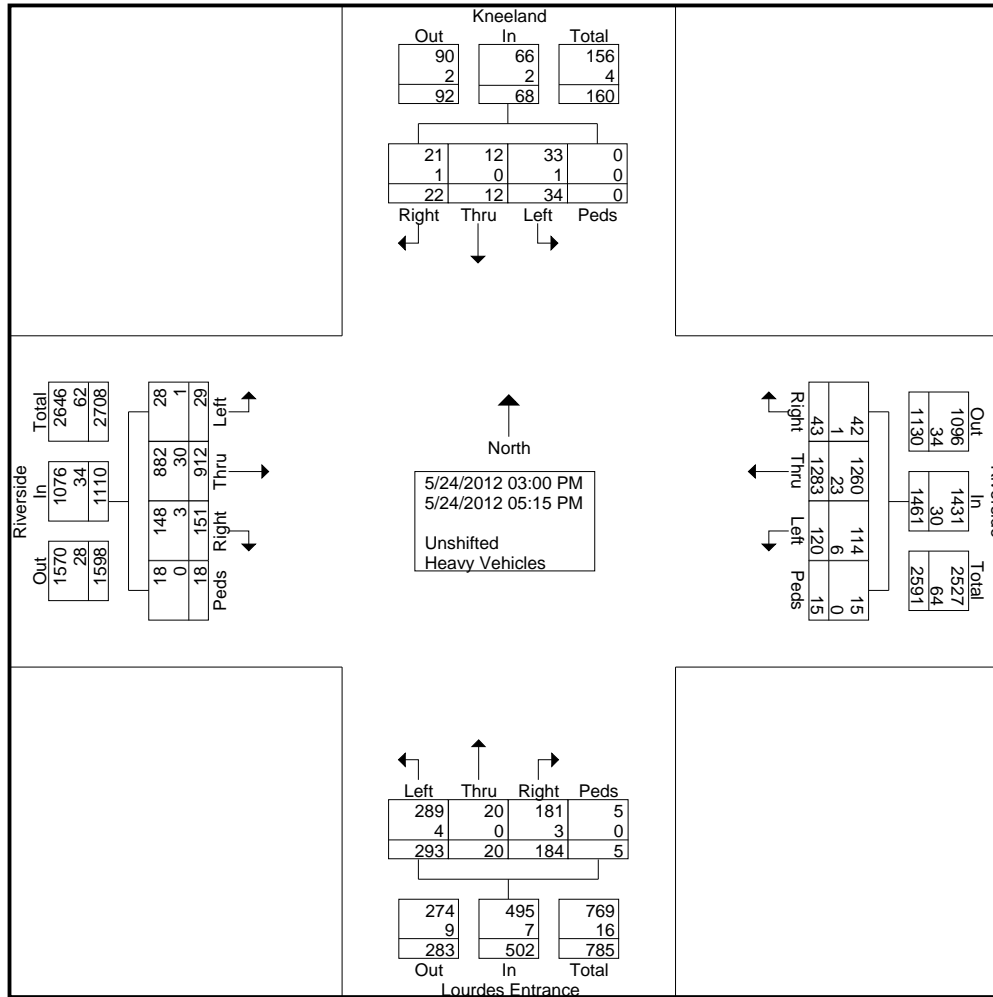
Start Time	Kneeland From North					Riverside From East					Lourdes Entrance From South					Riverside From West					Int. Total
	Right	Thru	Left	Peds	App. Total	Right	Thru	Left	Peds	App. Total	Right	Thru	Left	Peds	App. Total	Right	Thru	Left	Peds	App. Total	
03:00 PM	4	2	1	0	7	6	98	9	1	114	16	2	22	2	42	16	78	1	1	96	259
03:15 PM	3	1	7	0	11	9	106	6	0	121	18	4	24	0	46	19	92	4	0	115	293
03:30 PM	3	1	8	0	12	3	108	16	2	129	29	1	33	1	64	13	86	2	0	101	306
03:45 PM	0	4	3	0	7	6	102	10	0	118	17	2	34	0	53	17	98	4	2	121	299
Total	10	8	19	0	37	24	414	41	3	482	80	9	113	3	205	65	354	11	3	433	1157
04:00 PM	2	1	1	0	4	2	134	12	1	149	26	1	27	0	54	9	103	1	0	113	320
04:15 PM	1	0	1	0	2	4	148	14	0	166	16	3	30	0	49	25	87	2	4	118	335
04:30 PM	2	2	1	0	5	1	155	14	2	172	20	2	55	0	77	19	100	1	0	120	374
04:45 PM	1	1	5	0	7	2	154	14	5	175	16	1	28	2	47	15	91	3	6	115	344
Total	6	4	8	0	18	9	591	54	8	662	78	7	140	2	227	68	381	7	10	466	1373
05:00 PM	2	0	4	0	6	3	146	12	0	161	16	4	22	0	42	5	89	3	4	101	310
05:15 PM	4	0	3	0	7	7	132	13	4	156	10	0	18	0	28	13	88	8	1	110	301
Grand Total	22	12	34	0	68	43	1283	120	15	1461	184	20	293	5	502	151	912	29	18	1110	3141
Apprch %	32.4	17.6	50	0		2.9	87.8	8.2	1		36.7	4	58.4	1		13.6	82.2	2.6	1.6		
Total %	0.7	0.4	1.1	0	2.2	1.4	40.8	3.8	0.5	46.5	5.9	0.6	9.3	0.2	16	4.8	29	0.9	0.6	35.3	
Unshifted	21	12	33	0	66	42	1260	114	15	1431	181	20	289	5	495	148	882	28	18	1076	3068
% Unshifted	95.5	100	97.1	0	97.1	97.7	98.2	95	100	97.9	98.4	100	98.6	100	98.6	98	96.7	96.6	100	96.9	97.7
Heavy Vehicles	1	0	1	0	2	1	23	6	0	30	3	0	4	0	7	3	30	1	0	34	73
% Heavy Vehicles	4.5	0	2.9	0	2.9	2.3	1.8	5	0	2.1	1.6	0	1.4	0	1.4	2	3.3	3.4	0	3.1	2.3

Binghamton Metropolitan Transportation Study

P.O Box 1766
Binghamton, NY 13902

Dom Dellos
Riverside / Kneeland / Lourdes PM
Binghamton
Comfortable

File Name : Riverside and Kneeland and Lourdes PM 2012
Site Code : 109
Start Date : 5/24/2012
Page No : 2

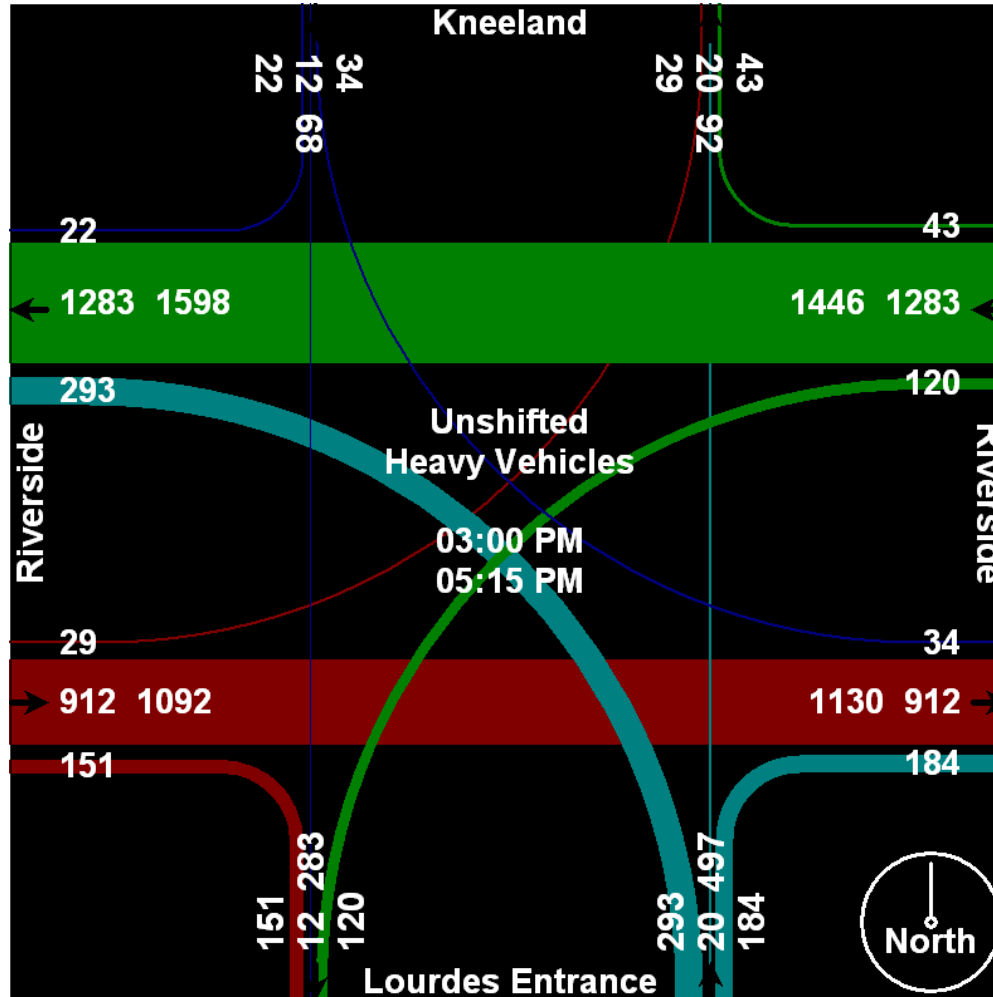


Binghamton Metropolitan Transportation Study

P.O Box 1766
Binghamton, NY 13902

Dom Dellos
Riverside / Kneeland / Lourdes PM
Binghamton
Comfortable

File Name : Riverside and Kneeland and Lourdes PM 2012
Site Code : 109
Start Date : 5/24/2012
Page No : 3



Binghamton Metropolitan Transportation Study

P.O Box 1766
Binghamton, NY 13902

Dom Dellos
Riverside / Kneeland / Lourdes PM
Binghamton
Comfortable

File Name : Riverside and Kneeland and Lourdes PM 2012
Site Code : 109
Start Date : 5/24/2012
Page No : 4

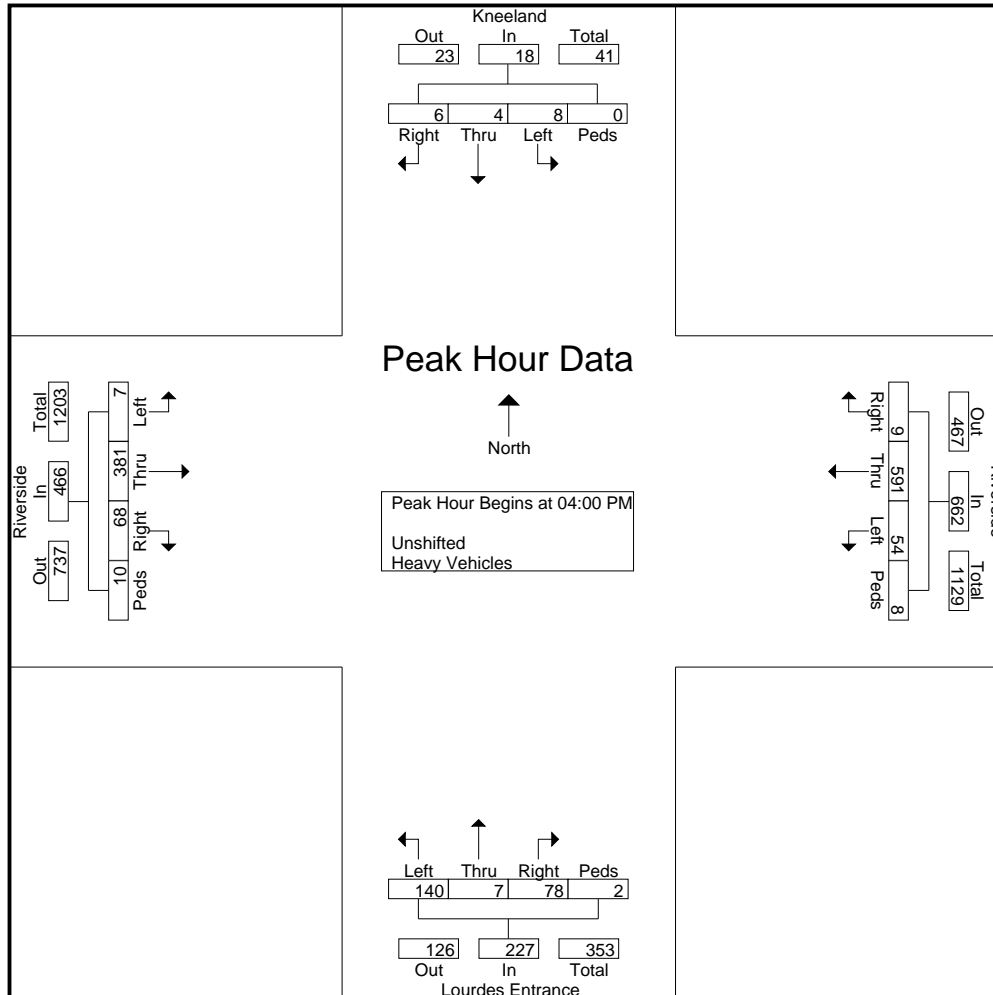
Start Time	Kneeland From North					Riverside From East					Lourdes Entrance From South					Riverside From West					Int. Total
	Right	Thru	Left	Peds	App. Total	Right	Thru	Left	Peds	App. Total	Right	Thru	Left	Peds	App. Total	Right	Thru	Left	Peds	App. Total	
Peak Hour Analysis From 03:00 PM to 05:15 PM - Peak 1 of 1																					
Peak Hour for Entire Intersection Begins at 04:00 PM																					
04:00 PM	2	1	1	0	4	2	134	12	1	149	26	1	27	0	54	9	103	1	0	113	320
04:15 PM	1	0	1	0	2	4	148	14	0	166	16	3	30	0	49	25	87	2	4	118	335
04:30 PM	2	2	1	0	5	1	155	14	2	172	20	2	55	0	77	19	100	1	0	120	374
04:45 PM	1	1	5	0	7	2	154	14	5	175	16	1	28	2	47	15	91	3	6	115	344
Total Volume	6	4	8	0	18	9	591	54	8	662	78	7	140	2	227	68	381	7	10	466	1373
% App. Total	33.3	22.2	44.4	0		1.4	89.3	8.2	1.2		34.4	3.1	61.7	0.9		14.6	81.8	1.5	2.1		
PHF	.750	.500	.400	.000	.643	.563	.953	.964	.400	.946	.750	.583	.636	.250	.737	.680	.925	.583	.417	.971	.918

Binghamton Metropolitan Transportation Study

P.O Box 1766
Binghamton, NY 13902

Dom Dellos
Riverside / Kneeland / Lourdes PM
Binghamton
Comfortable

File Name : Riverside and Kneeland and Lourdes PM 2012
Site Code : 109
Start Date : 5/24/2012
Page No : 5



Binghamton Metropolitan Transportation Study

P.O Box 1766
Binghamton, NY 13902

Dom Dellos
Riverside / Kneeland / Lourdes PM
Binghamton
Comfortable

File Name : Riverside and Kneeland and Lourdes PM 2012
Site Code : 109
Start Date : 5/24/2012
Page No : 6

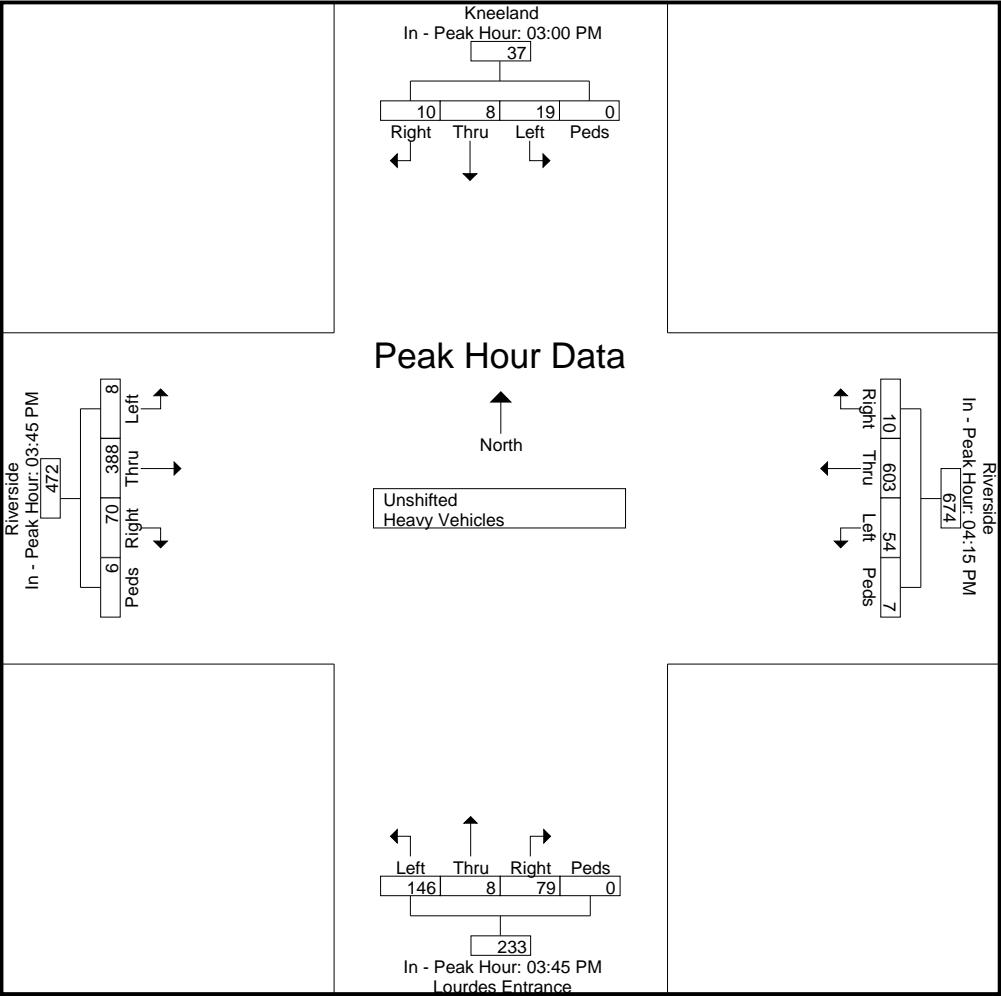
Start Time	Kneeland From North					Riverside From East					Lourdes Entrance From South					Riverside From West					Int. Total
	Right	Thru	Left	Peds	App. Total	Right	Thru	Left	Peds	App. Total	Right	Thru	Left	Peds	App. Total	Right	Thru	Left	Peds	App. Total	
Peak Hour Analysis From 03:00 PM to 05:15 PM - Peak 1 of 1																					
Peak Hour for Each Approach Begins at:																					
	03:00 PM					04:15 PM					03:45 PM					03:45 PM					
+0 mins.	4	2	1	0	7	4	148	14	0	166	17	2	34	0	53	17	98	4	2	121	
+15 mins.	3	1	7	0	11	1	155	14	2	172	26	1	27	0	54	9	103	1	0	113	
+30 mins.	3	1	8	0	12	2	154	14	5	175	16	3	30	0	49	25	87	2	4	118	
+45 mins.	0	4	3	0	7	3	146	12	0	161	20	2	55	0	77	19	100	1	0	120	
Total Volume	10	8	19	0	37	10	603	54	7	674	79	8	146	0	233	70	388	8	6	472	
% App. Total	27	21.6	51.4	0		1.5	89.5	8	1		33.9	3.4	62.7	0		14.8	82.2	1.7	1.3		
PHF	.625	.500	.594	.000	.771	.625	.973	.964	.350	.963	.760	.667	.664	.000	.756	.700	.942	.500	.375	.975	

Binghamton Metropolitan Transportation Study

P.O Box 1766
 Binghamton, NY 13902

Dom Dellos
 Riverside / Kneeland / Lourdes PM
 Binghamton
 Comfortable

File Name : Riverside and Kneeland and Lourdes PM 2012
 Site Code : 109
 Start Date : 5/24/2012
 Page No : 7



Binghamton Metropolitan Transportation Study

P.O Box 1766
Binghamton, NY 13902

Dom Dellos
Riverside / Kneeland / Lourdes PM
Binghamton
Comfortable

File Name : Riverside and Kneeland and Lourdes PM 2012
Site Code : 109
Start Date : 5/24/2012
Page No : 8

