

Binghamton Metropolitan Transportation Study

P.O Box 1766
Binghamton, NY 13902

Bryan Bunnell
Riverside/Beethoven
Binghamton West

File Name : Riverside and Beethoven AM 2012
Site Code : 108
Start Date : 5/24/2012
Page No : 1

....

Groups Printed- Unshifted - Heavy Vehicles

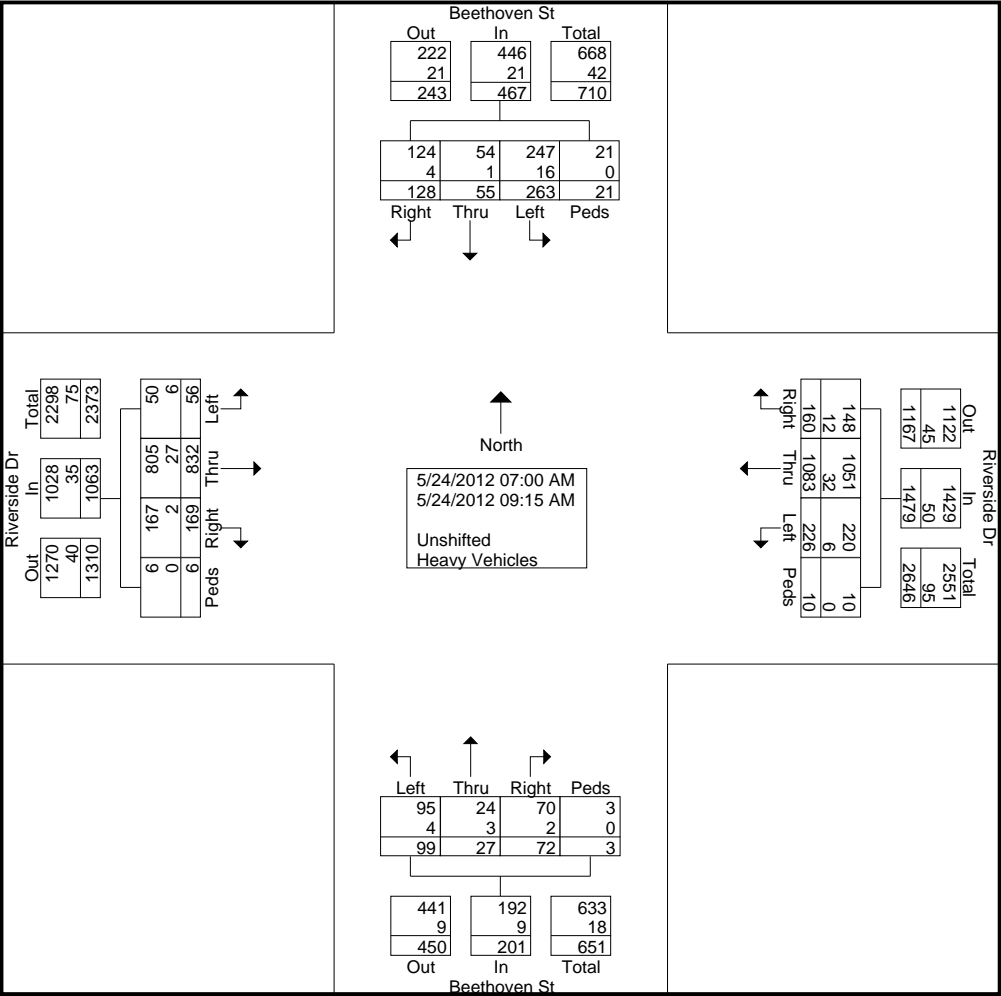
Start Time	Beethoven St From North					Riverside Dr From East					Beethoven St From South					Riverside Dr From West					Int. Total
	Right	Thru	Left	Peds	App. Total	Right	Thru	Left	Peds	App. Total	Right	Thru	Left	Peds	App. Total	Right	Thru	Left	Peds	App. Total	
07:00 AM	7	4	10	3	24	8	73	15	3	99	4	1	4	0	9	13	59	5	0	77	209
07:15 AM	12	8	29	2	51	19	105	20	2	146	1	5	5	2	13	19	72	5	2	98	308
07:30 AM	11	7	32	2	52	30	119	37	0	186	1	1	9	0	11	22	93	4	1	120	369
07:45 AM	8	15	51	7	81	25	122	46	0	193	7	2	6	0	15	28	98	7	1	134	423
Total	38	34	122	14	208	82	419	118	5	624	13	9	24	2	48	82	322	21	4	429	1309
08:00 AM	17	4	39	3	63	28	108	23	0	159	9	0	7	0	16	20	100	5	0	125	363
08:15 AM	19	3	34	0	56	17	97	25	3	142	6	5	10	0	21	14	90	4	0	108	327
08:30 AM	11	6	22	3	42	7	115	17	0	139	4	3	13	0	20	14	76	6	0	96	297
08:45 AM	18	2	14	1	35	8	125	22	2	157	9	4	14	0	27	19	107	6	1	133	352
Total	65	15	109	7	196	60	445	87	5	597	28	12	44	0	84	67	373	21	1	462	1339
09:00 AM	12	3	16	0	31	6	97	15	0	118	15	3	16	1	35	9	55	6	1	71	255
09:15 AM	13	3	16	0	32	12	122	6	0	140	16	3	15	0	34	11	82	8	0	101	307
Grand Total	128	55	263	21	467	160	1083	226	10	1479	72	27	99	3	201	169	832	56	6	1063	3210
Apprch %	27.4	11.8	56.3	4.5		10.8	73.2	15.3	0.7		35.8	13.4	49.3	1.5		15.9	78.3	5.3	0.6		
Total %	4	1.7	8.2	0.7	14.5	5	33.7	7	0.3	46.1	2.2	0.8	3.1	0.1	6.3	5.3	25.9	1.7	0.2	33.1	
Unshifted	124	54	247	21	446	148	1051	220	10	1429	70	24	95	3	192	167	805	50	6	1028	3095
% Unshifted	96.9	98.2	93.9	100	95.5	92.5	97	97.3	100	96.6	97.2	88.9	96	100	95.5	98.8	96.8	89.3	100	96.7	96.4
Heavy Vehicles	4	1	16	0	21	12	32	6	0	50	2	3	4	0	9	2	27	6	0	35	115
% Heavy Vehicles	3.1	1.8	6.1	0	4.5	7.5	3	2.7	0	3.4	2.8	11.1	4	0	4.5	1.2	3.2	10.7	0	3.3	3.6

Binghamton Metropolitan Transportation Study

P.O Box 1766
 Binghamton, NY 13902

Bryan Bunnell
 Riverside/Beethoven
 Binghamton West

File Name : Riverside and Beethoven AM 2012
 Site Code : 108
 Start Date : 5/24/2012
 Page No : 2

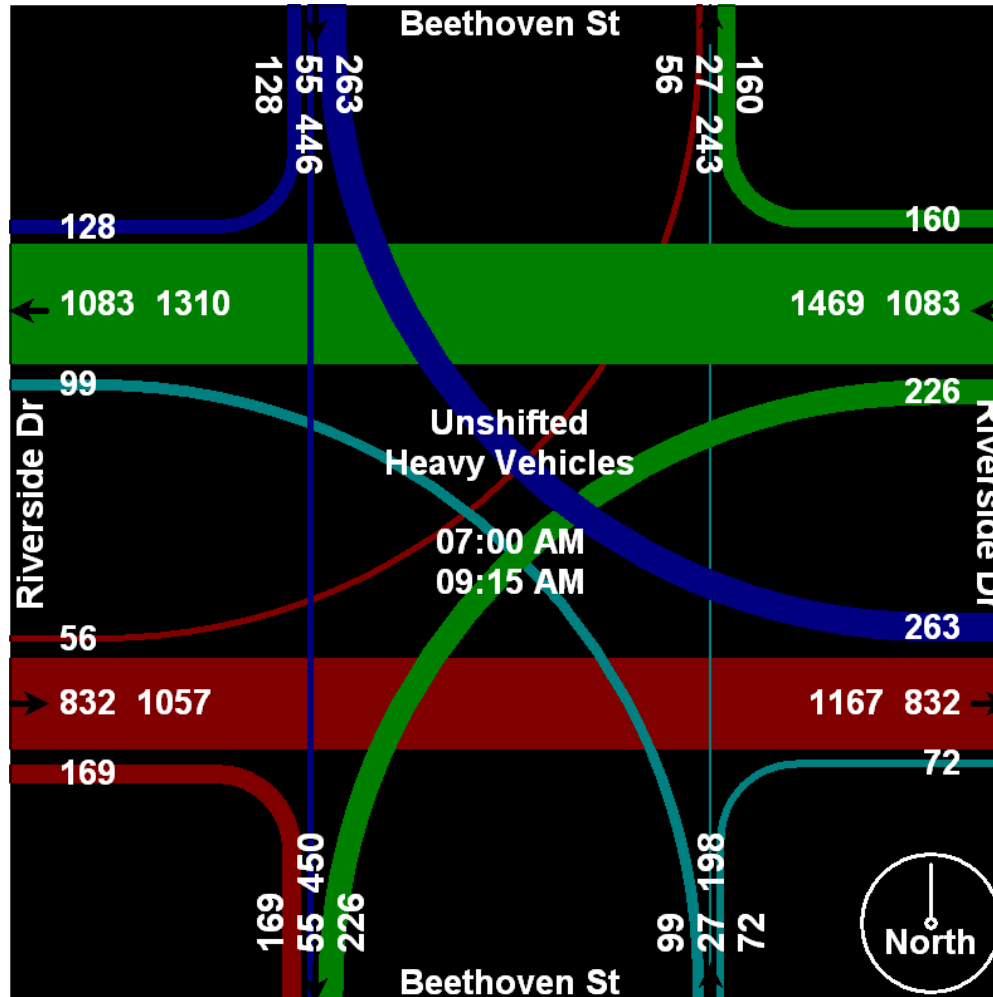


Binghamton Metropolitan Transportation Study

P.O Box 1766
Binghamton, NY 13902

Bryan Bunnell
Riverside/Beethoven
Binghamton West
....

File Name : Riverside and Beethoven AM 2012
Site Code : 108
Start Date : 5/24/2012
Page No : 3



Binghamton Metropolitan Transportation Study

P.O Box 1766
Binghamton, NY 13902

Bryan Bunnell
Riverside/Beethoven
Binghamton West

File Name : Riverside and Beethoven AM 2012
Site Code : 108
Start Date : 5/24/2012
Page No : 4

....

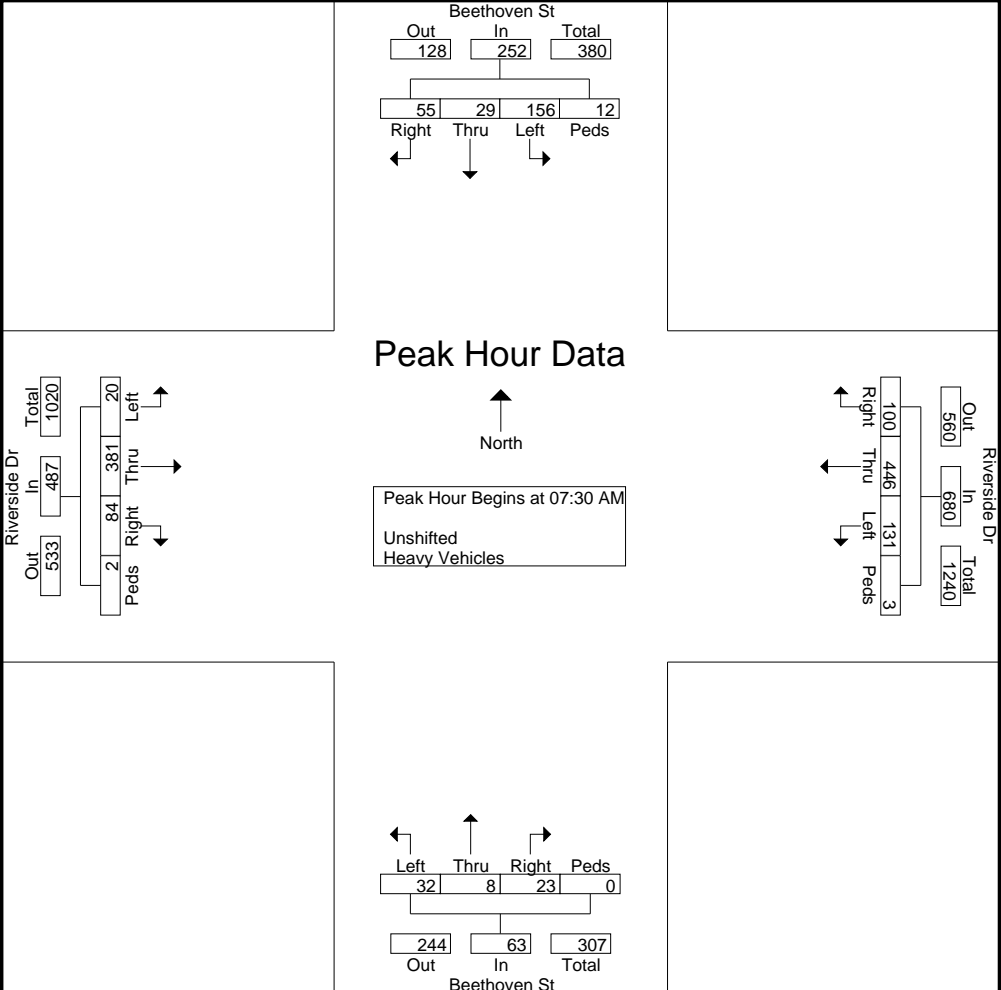
Start Time	Beethoven St From North					Riverside Dr From East					Beethoven St From South					Riverside Dr From West					Int. Total
	Right	Thru	Left	Peds	App. Total	Right	Thru	Left	Peds	App. Total	Right	Thru	Left	Peds	App. Total	Right	Thru	Left	Peds	App. Total	
Peak Hour Analysis From 07:00 AM to 09:15 AM - Peak 1 of 1																					
Peak Hour for Entire Intersection Begins at 07:30 AM																					
07:30 AM	11	7	32	2	52	30	119	37	0	186	1	1	9	0	11	22	93	4	1	120	369
07:45 AM	8	15	51	7	81	25	122	46	0	193	7	2	6	0	15	28	98	7	1	134	423
08:00 AM	17	4	39	3	63	28	108	23	0	159	9	0	7	0	16	20	100	5	0	125	363
08:15 AM	19	3	34	0	56	17	97	25	3	142	6	5	10	0	21	14	90	4	0	108	327
Total Volume	55	29	156	12	252	100	446	131	3	680	23	8	32	0	63	84	381	20	2	487	1482
% App. Total	21.8	11.5	61.9	4.8		14.7	65.6	19.3	0.4		36.5	12.7	50.8	0		17.2	78.2	4.1	0.4		
PHF	.724	.483	.765	.429	.778	.833	.914	.712	.250	.881	.639	.400	.800	.000	.750	.750	.953	.714	.500	.909	.876

Binghamton Metropolitan Transportation Study

P.O Box 1766
 Binghamton, NY 13902

Bryan Bunnell
 Riverside/Beethoven
 Binghamton West

File Name : Riverside and Beethoven AM 2012
 Site Code : 108
 Start Date : 5/24/2012
 Page No : 5



Binghamton Metropolitan Transportation Study

P.O Box 1766
Binghamton, NY 13902

Bryan Bunnell
Riverside/Beethoven
Binghamton West

File Name : Riverside and Beethoven AM 2012
Site Code : 108
Start Date : 5/24/2012
Page No : 6

....

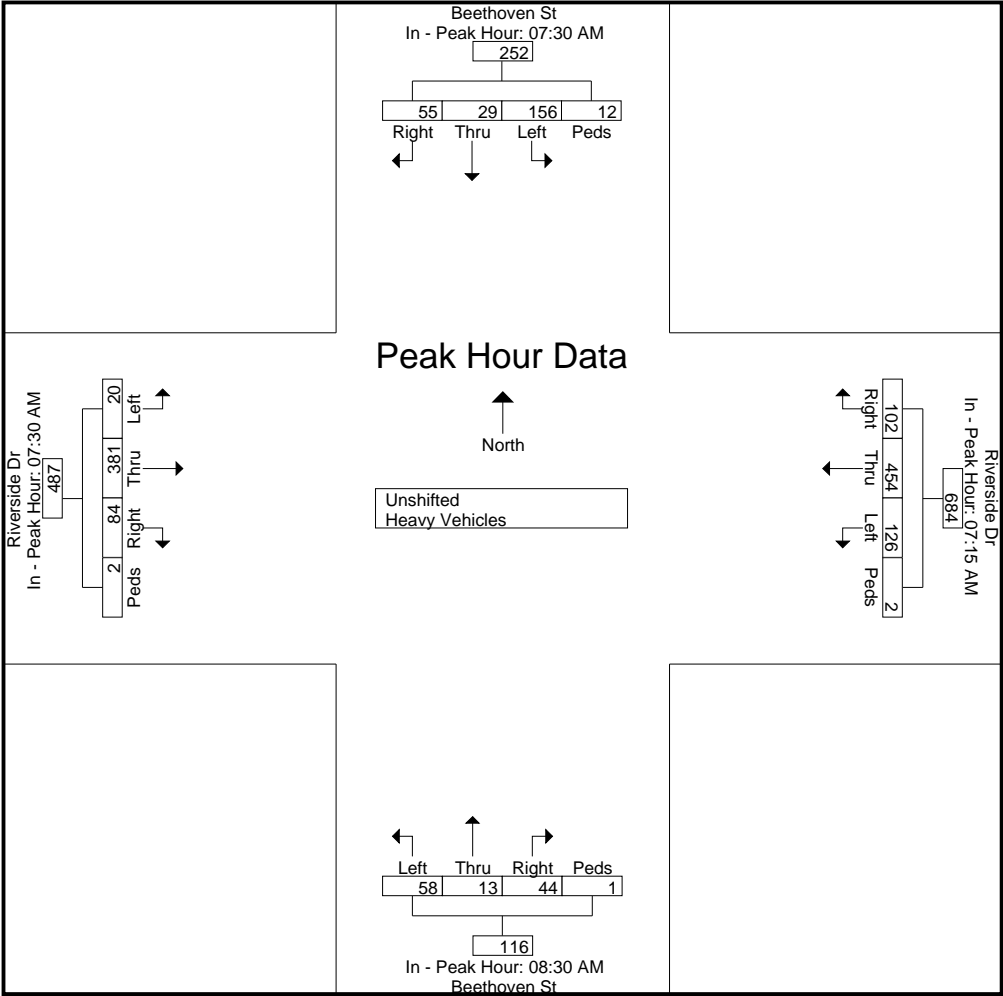
Start Time	Beethoven St From North					Riverside Dr From East					Beethoven St From South					Riverside Dr From West					Int. Total
	Right	Thru	Left	Peds	App. Total	Right	Thru	Left	Peds	App. Total	Right	Thru	Left	Peds	App. Total	Right	Thru	Left	Peds	App. Total	
Peak Hour Analysis From 07:00 AM to 09:15 AM - Peak 1 of 1																					
Peak Hour for Each Approach Begins at:																					
	07:30 AM					07:15 AM					08:30 AM					07:30 AM					
+0 mins.	11	7	32	2	52	19	105	20	2	146	4	3	13	0	20	22	93	4	1	120	
+15 mins.	8	15	51	7	81	30	119	37	0	186	9	4	14	0	27	28	98	7	1	134	
+30 mins.	17	4	39	3	63	25	122	46	0	193	15	3	16	1	35	20	100	5	0	125	
+45 mins.	19	3	34	0	56	28	108	23	0	159	16	3	15	0	34	14	90	4	0	108	
Total Volume	55	29	156	12	252	102	454	126	2	684	44	13	58	1	116	84	381	20	2	487	
% App. Total	21.8	11.5	61.9	4.8		14.9	66.4	18.4	0.3		37.9	11.2	50	0.9		17.2	78.2	4.1	0.4		
PHF	.724	.483	.765	.429	.778	.850	.930	.685	.250	.886	.688	.813	.906	.250	.829	.750	.953	.714	.500	.909	

Binghamton Metropolitan Transportation Study

P.O Box 1766
 Binghamton, NY 13902

Bryan Bunnell
 Riverside/Beethoven
 Binghamton West

File Name : Riverside and Beethoven AM 2012
 Site Code : 108
 Start Date : 5/24/2012
 Page No : 7



Binghamton Metropolitan Transportation Study

P.O Box 1766
Binghamton, NY 13902

Bryan Bunnell
Riverside/Beethoven
Binghamton West
....

File Name : Riverside and Beethoven AM 2012
Site Code : 108
Start Date : 5/24/2012
Page No : 8

