

Binghamton Metropolitan Transportation Study

P.O Box 1766
Binghamton, NY 13902

Dom Dellos
North / Temple PM
Owego
Sun with clouds moving in

File Name : North and Temple PM 2012
Site Code : 238
Start Date : 6/8/2012
Page No : 1

Groups Printed- Unshifted - Heavy Vehicles

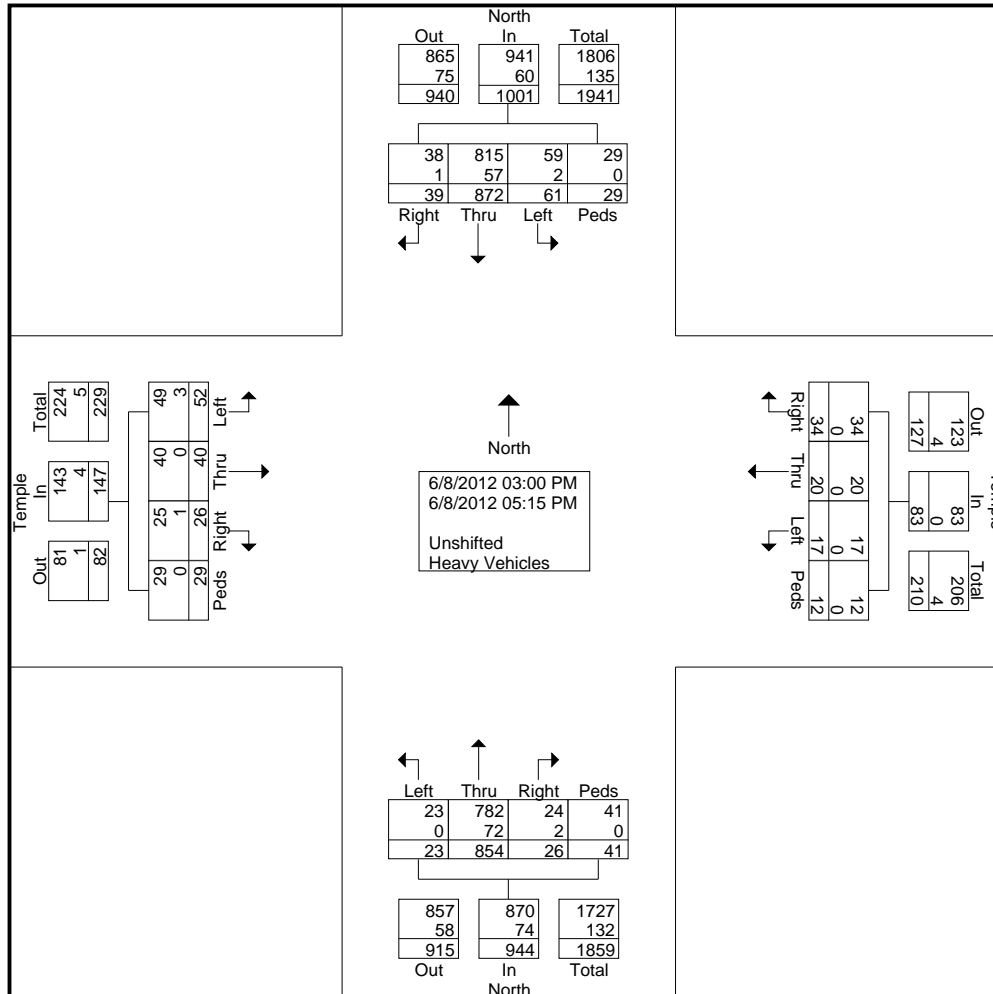
Start Time	North From North					Temple From East					North From South					Temple From West					Int. Total
	Right	Thru	Left	Peds	App. Total	Right	Thru	Left	Peds	App. Total	Right	Thru	Left	Peds	App. Total	Right	Thru	Left	Peds	App. Total	
03:00 PM	2	77	8	2	89	2	3	2	2	9	2	74	4	4	84	3	3	5	4	15	197
03:15 PM	3	81	7	3	94	2	3	2	0	7	0	79	4	5	88	1	4	5	3	13	202
03:30 PM	3	87	9	4	103	2	3	2	2	9	3	81	2	11	97	3	5	7	2	17	226
03:45 PM	1	97	5	3	106	3	3	3	3	12	2	93	0	5	100	6	2	12	3	23	241
Total	9	342	29	12	392	9	12	9	7	37	7	327	10	25	369	13	14	29	12	68	866
04:00 PM	10	88	4	4	106	3	4	1	5	13	5	101	2	2	110	3	9	5	2	19	248
04:15 PM	3	78	7	4	92	1	0	2	0	3	1	75	4	3	83	4	3	3	0	10	188
04:30 PM	1	90	11	3	105	7	2	2	0	11	2	99	4	6	111	4	3	3	2	12	239
04:45 PM	4	85	2	2	93	4	2	1	0	7	0	88	1	3	92	0	5	2	3	10	202
Total	18	341	24	13	396	15	8	6	5	34	8	363	11	14	396	11	20	13	7	51	877
05:00 PM	6	94	4	2	106	5	0	1	0	6	5	82	1	1	89	1	3	5	5	14	215
05:15 PM	6	95	4	2	107	5	0	1	0	6	6	82	1	1	90	1	3	5	5	14	217
Grand Total	39	872	61	29	1001	34	20	17	12	83	26	854	23	41	944	26	40	52	29	147	2175
Apprch %	3.9	87.1	6.1	2.9		41	24.1	20.5	14.5		2.8	90.5	2.4	4.3		17.7	27.2	35.4	19.7		
Total %	1.8	40.1	2.8	1.3	46	1.6	0.9	0.8	0.6	3.8	1.2	39.3	1.1	1.9	43.4	1.2	1.8	2.4	1.3	6.8	
Unshifted	38	815	59	29	941	34	20	17	12	83	24	782	23	41	870	25	40	49	29	143	2037
% Unshifted	97.4	93.5	96.7	100	94	100	100	100	100	100	92.3	91.6	100	100	92.2	96.2	100	94.2	100	97.3	93.7
Heavy Vehicles	1	57	2	0	60	0	0	0	0	0	2	72	0	0	74	1	0	3	0	4	138
% Heavy Vehicles	2.6	6.5	3.3	0	6	0	0	0	0	0	7.7	8.4	0	0	7.8	3.8	0	5.8	0	2.7	6.3

Binghamton Metropolitan Transportation Study

P.O Box 1766
Binghamton, NY 13902

Dom Dellos
North / Temple PM
Owego
Sun with clouds moving in

File Name : North and Temple PM 2012
Site Code : 238
Start Date : 6/8/2012
Page No : 2

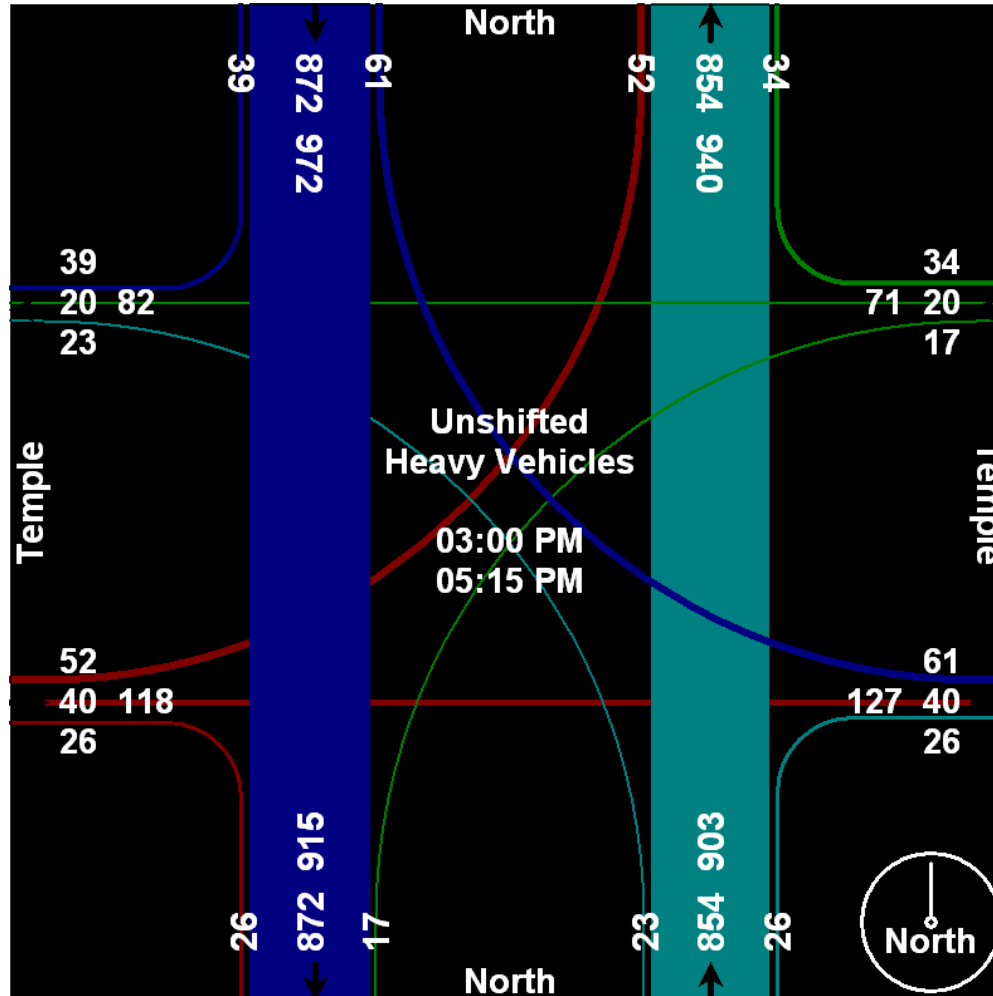


Binghamton Metropolitan Transportation Study

P.O Box 1766
Binghamton, NY 13902

Dom Dellos
North / Temple PM
Owego
Sun with clouds moving in

File Name : North and Temple PM 2012
Site Code : 238
Start Date : 6/8/2012
Page No : 3



Binghamton Metropolitan Transportation Study

P.O Box 1766
Binghamton, NY 13902

Dom Dellos
North / Temple PM
Owego
Sun with clouds moving in

File Name : North and Temple PM 2012
Site Code : 238
Start Date : 6/8/2012
Page No : 4

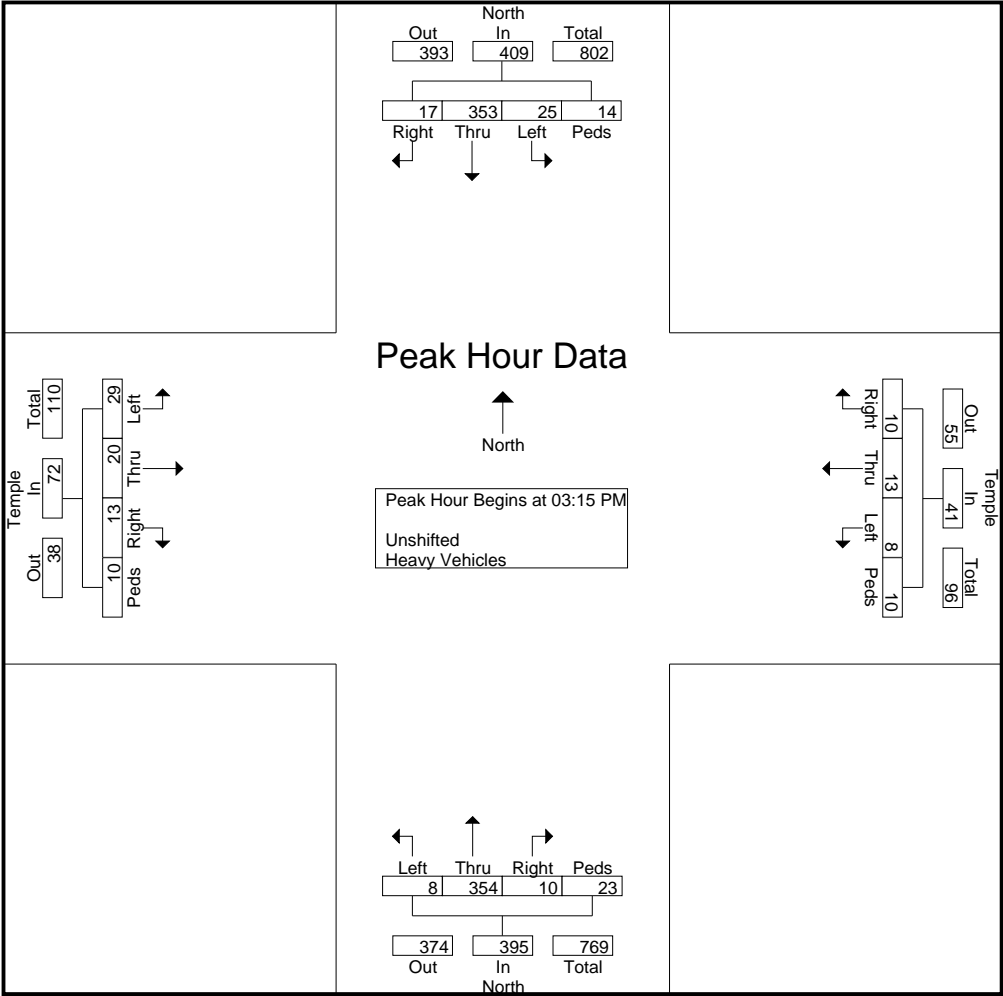
Start Time	North From North					Temple From East					North From South					Temple From West					Int. Total
	Right	Thru	Left	Peds	App. Total	Right	Thru	Left	Peds	App. Total	Right	Thru	Left	Peds	App. Total	Right	Thru	Left	Peds	App. Total	
Peak Hour Analysis From 03:00 PM to 04:30 PM - Peak 1 of 1																					
Peak Hour for Entire Intersection Begins at 03:15 PM																					
03:15 PM	3	81	7	3	94	2	3	2	0	7	0	79	4	5	88	1	4	5	3	13	202
03:30 PM	3	87	9	4	103	2	3	2	2	9	3	81	2	11	97	3	5	7	2	17	226
03:45 PM	1	97	5	3	106	3	3	3	3	12	2	93	0	5	100	6	2	12	3	23	241
04:00 PM	10	88	4	4	106	3	4	1	5	13	5	101	2	2	110	3	9	5	2	19	248
Total Volume	17	353	25	14	409	10	13	8	10	41	10	354	8	23	395	13	20	29	10	72	917
% App. Total	4.2	86.3	6.1	3.4		24.4	31.7	19.5	24.4		2.5	89.6	2	5.8		18.1	27.8	40.3	13.9		
PHF	.425	.910	.694	.875	.965	.833	.813	.667	.500	.788	.500	.876	.500	.523	.898	.542	.556	.604	.833	.783	.924

Binghamton Metropolitan Transportation Study

P.O Box 1766
 Binghamton, NY 13902

Dom Dellos
 North / Temple PM
 Owego
 Sun with clouds moving in

File Name : North and Temple PM 2012
 Site Code : 238
 Start Date : 6/8/2012
 Page No : 5



Binghamton Metropolitan Transportation Study

P.O Box 1766
Binghamton, NY 13902

Dom Dellos
North / Temple PM
Owego
Sun with clouds moving in

File Name : North and Temple PM 2012
Site Code : 238
Start Date : 6/8/2012
Page No : 6

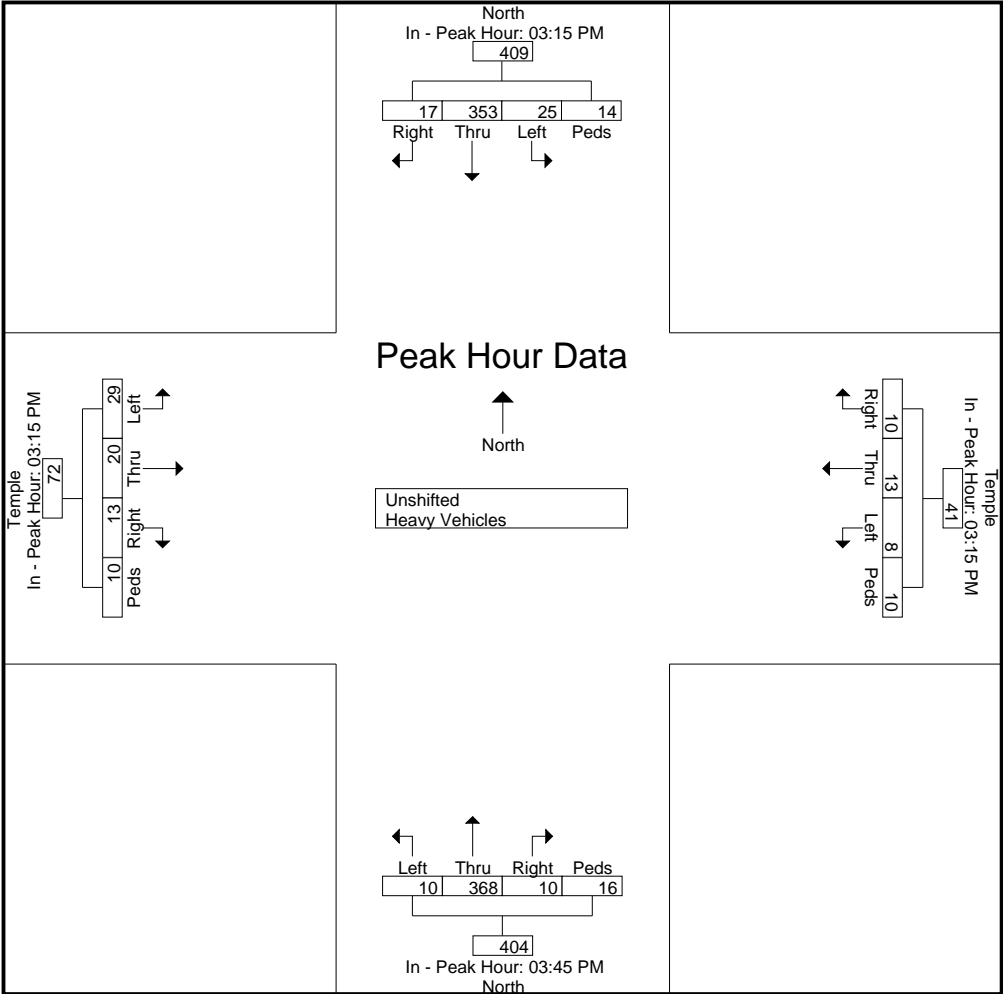
Start Time	North From North					Temple From East					North From South					Temple From West					Int. Total
	Right	Thru	Left	Peds	App. Total	Right	Thru	Left	Peds	App. Total	Right	Thru	Left	Peds	App. Total	Right	Thru	Left	Peds	App. Total	
Peak Hour Analysis From 03:00 PM to 04:30 PM - Peak 1 of 1																					
Peak Hour for Each Approach Begins at:																					
	03:15 PM					03:15 PM					03:45 PM					03:15 PM					
+0 mins.	3	81	7	3	94	2	3	2	0	7	2	93	0	5	100	1	4	5	3	13	
+15 mins.	3	87	9	4	103	2	3	2	2	9	5	101	2	2	110	3	5	7	2	17	
+30 mins.	1	97	5	3	106	3	3	3	3	12	1	75	4	3	83	6	2	12	3	23	
+45 mins.	10	88	4	4	106	3	4	1	5	13	2	99	4	6	111	3	9	5	2	19	
Total Volume	17	353	25	14	409	10	13	8	10	41	10	368	10	16	404	13	20	29	10	72	
% App. Total	4.2	86.3	6.1	3.4		24.4	31.7	19.5	24.4		2.5	91.1	2.5	4		18.1	27.8	40.3	13.9		
PHF	.425	.910	.694	.875	.965	.833	.813	.667	.500	.788	.500	.911	.625	.667	.910	.542	.556	.604	.833	.783	

Binghamton Metropolitan Transportation Study

P.O Box 1766
 Binghamton, NY 13902

Dom Dellos
 North / Temple PM
 Owego
 Sun with clouds moving in

File Name : North and Temple PM 2012
 Site Code : 238
 Start Date : 6/8/2012
 Page No : 7



Binghamton Metropolitan Transportation Study

P.O Box 1766
Binghamton, NY 13902

Dom Dellos
North / Temple PM
Owego
Sun with clouds moving in

File Name : North and Temple PM 2012
Site Code : 238
Start Date : 6/8/2012
Page No : 8

