

Binghamton Metropolitan Transportation Study

P.O Box 1766
Binghamton, NY 13902

Bryan Bunnell
Main/Westover Plaza/Endwell
Westover
Quasi Team Count

File Name : Main and Endwell and Westover Plaza PM 2012
Site Code : 177
Start Date : 7/2/2012
Page No : 1

Groups Printed- Unshifted - Heavy Vehicles

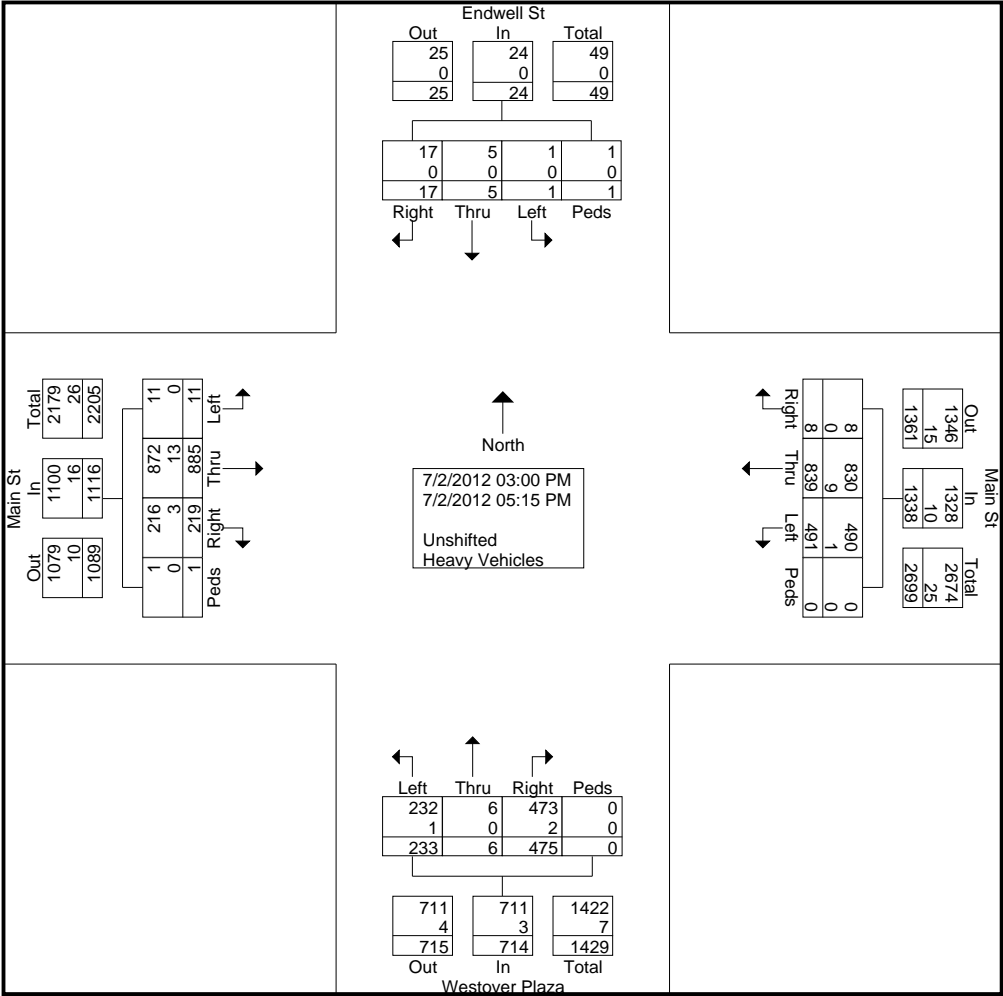
Start Time	Endwell St From North					Main St From East					Westover Plaza From South					Main St From West					Int. Total
	Right	Thru	Left	Peds	App. Total	Right	Thru	Left	Peds	App. Total	Right	Thru	Left	Peds	App. Total	Right	Thru	Left	Peds	App. Total	
03:00 PM	1	0	0	0	1	1	76	38	0	115	33	0	21	0	54	15	75	1	0	91	261
03:15 PM	1	0	0	0	1	0	86	46	0	132	27	1	26	0	54	21	88	1	0	110	297
03:30 PM	3	0	0	1	4	1	92	55	0	148	57	1	18	0	76	13	80	0	0	93	321
03:45 PM	1	1	0	0	2	2	68	66	0	136	49	1	30	0	80	19	77	0	0	96	314
Total	6	1	0	1	8	4	322	205	0	531	166	3	95	0	264	68	320	2	0	390	1193
04:00 PM	0	2	0	0	2	0	77	43	0	120	58	1	19	0	78	19	91	1	0	111	311
04:15 PM	0	1	1	0	2	1	95	45	0	141	54	1	12	0	67	26	101	3	1	131	341
04:30 PM	6	0	0	0	6	0	98	53	0	151	43	0	21	0	64	23	94	3	0	120	341
04:45 PM	2	1	0	0	3	0	101	51	0	152	57	0	23	0	80	30	100	1	0	131	366
Total	8	4	1	0	13	1	371	192	0	564	212	2	75	0	289	98	386	8	1	493	1359
05:00 PM	3	0	0	0	3	2	79	51	0	132	52	1	35	0	88	28	78	1	0	107	330
05:15 PM	0	0	0	0	0	1	67	43	0	111	45	0	28	0	73	25	101	0	0	126	310
Grand Total	17	5	1	1	24	8	839	491	0	1338	475	6	233	0	714	219	885	11	1	1116	3192
Apprch %	70.8	20.8	4.2	4.2		0.6	62.7	36.7	0		66.5	0.8	32.6	0		19.6	79.3	1	0.1		
Total %	0.5	0.2	0	0	0.8	0.3	26.3	15.4	0	41.9	14.9	0.2	7.3	0	22.4	6.9	27.7	0.3	0	35	
Unshifted	17	5	1	1	24	8	830	490	0	1328	473	6	232	0	711	216	872	11	1	1100	3163
% Unshifted	100	100	100	100	100	100	98.9	99.8	0	99.3	99.6	100	99.6	0	99.6	98.6	98.5	100	100	98.6	99.1
Heavy Vehicles	0	0	0	0	0	0	9	1	0	10	2	0	1	0	3	3	13	0	0	16	29
% Heavy Vehicles	0	0	0	0	0	0	1.1	0.2	0	0.7	0.4	0	0.4	0	0.4	1.4	1.5	0	0	1.4	0.9

Binghamton Metropolitan Transportation Study

P.O Box 1766
 Binghamton, NY 13902

Bryan Bunnell
 Main/Westover Plaza/Endwell
 Westover
 Quasi Team Count

File Name : Main and Endwell and Westover Plaza PM 2012
 Site Code : 177
 Start Date : 7/2/2012
 Page No : 2

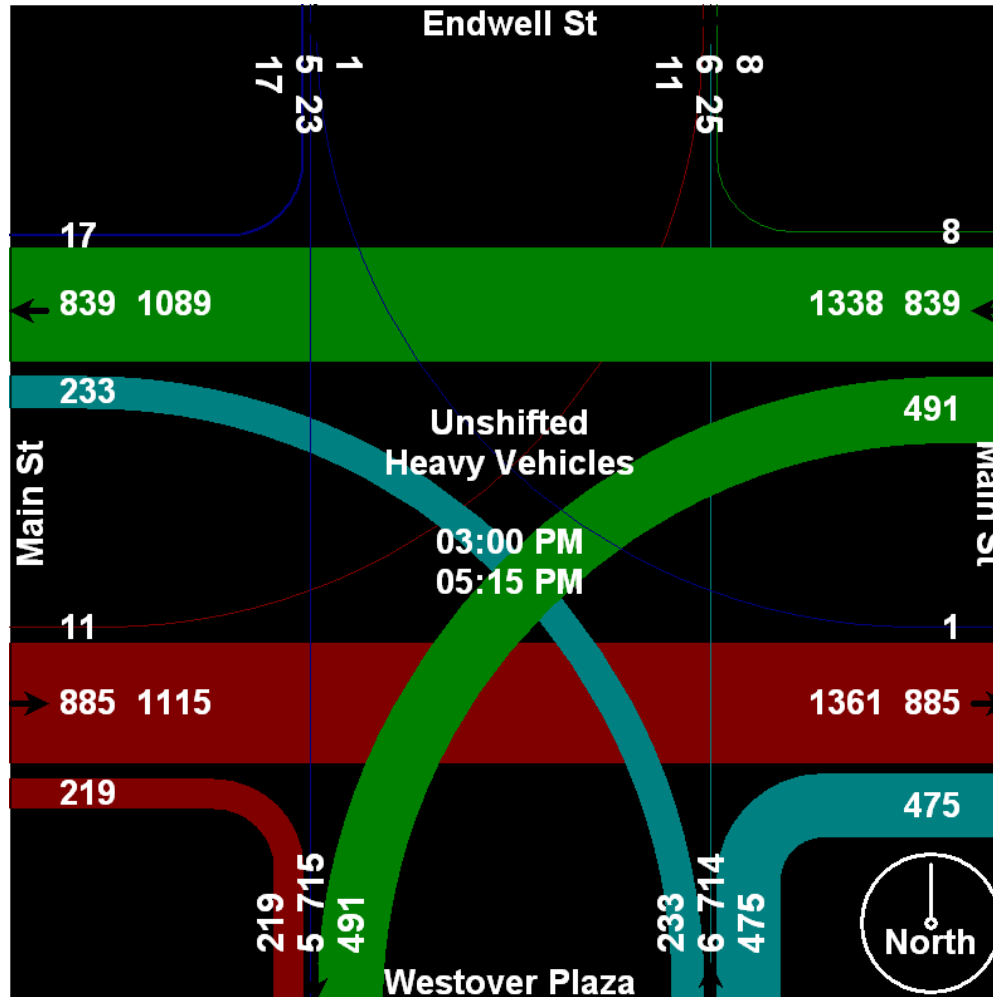


Binghamton Metropolitan Transportation Study

P.O Box 1766
Binghamton, NY 13902

Bryan Bunnell
Main/Westover Plaza/Endwell
Westover
Quasi Team Count

File Name : Main and Endwell and Westover Plaza PM 2012
Site Code : 177
Start Date : 7/2/2012
Page No : 3



Binghamton Metropolitan Transportation Study

P.O Box 1766
Binghamton, NY 13902

Bryan Bunnell
Main/Westover Plaza/Endwell
Westover
Quasi Team Count

File Name : Main and Endwell and Westover Plaza PM 2012
Site Code : 177
Start Date : 7/2/2012
Page No : 4

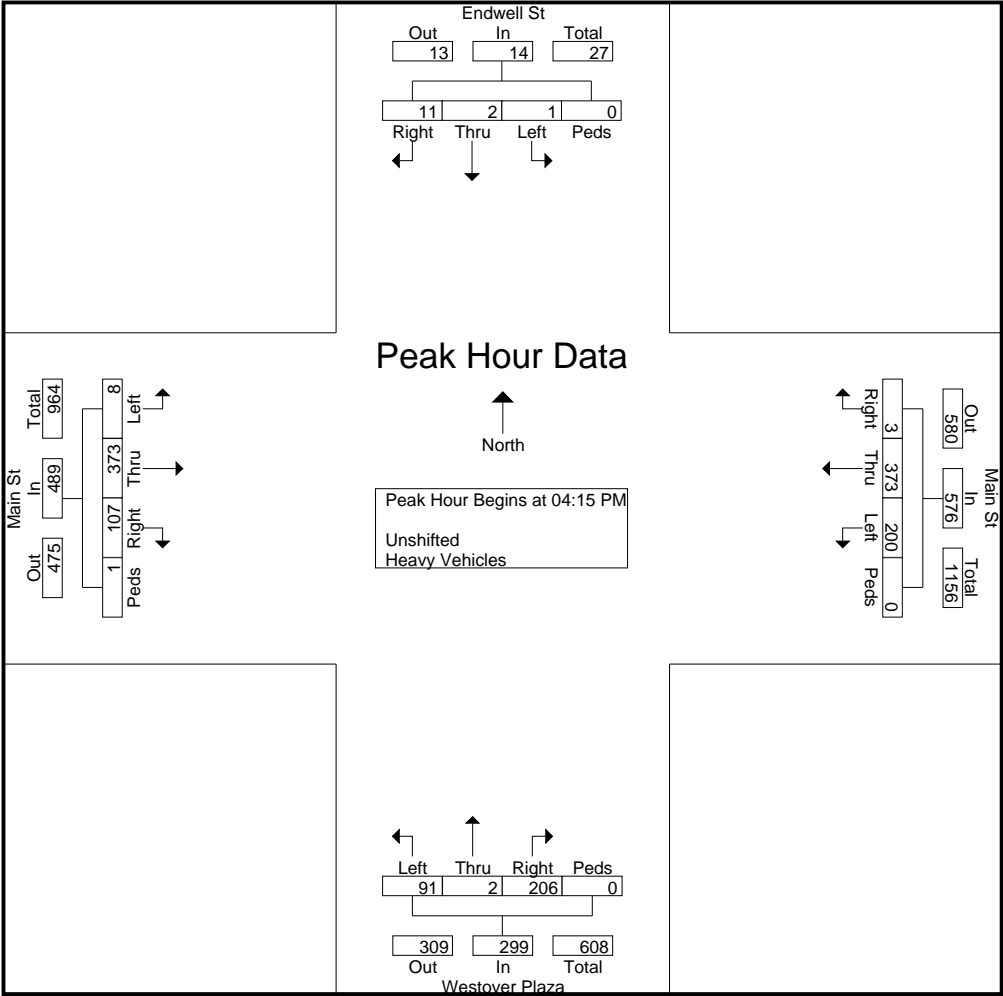
Start Time	Endwell St From North					Main St From East					Westover Plaza From South					Main St From West					Int. Total
	Right	Thru	Left	Peds	App. Total	Right	Thru	Left	Peds	App. Total	Right	Thru	Left	Peds	App. Total	Right	Thru	Left	Peds	App. Total	
Peak Hour Analysis From 03:00 PM to 05:00 PM - Peak 1 of 1																					
Peak Hour for Entire Intersection Begins at 04:15 PM																					
04:15 PM	0	1	1	0	2	1	95	45	0	141	54	1	12	0	67	26	101	3	1	131	341
04:30 PM	6	0	0	0	6	0	98	53	0	151	43	0	21	0	64	23	94	3	0	120	341
04:45 PM	2	1	0	0	3	0	101	51	0	152	57	0	23	0	80	30	100	1	0	131	366
05:00 PM	3	0	0	0	3	2	79	51	0	132	52	1	35	0	88	28	78	1	0	107	330
Total Volume	11	2	1	0	14	3	373	200	0	576	206	2	91	0	299	107	373	8	1	489	1378
% App. Total	78.6	14.3	7.1	0		0.5	64.8	34.7	0		68.9	0.7	30.4	0		21.9	76.3	1.6	0.2		
PHF	.458	.500	.250	.000	.583	.375	.923	.943	.000	.947	.904	.500	.650	.000	.849	.892	.923	.667	.250	.933	.941

Binghamton Metropolitan Transportation Study

P.O Box 1766
 Binghamton, NY 13902

Bryan Bunnell
 Main/Westover Plaza/Endwell
 Westover
 Quasi Team Count

File Name : Main and Endwell and Westover Plaza PM 2012
 Site Code : 177
 Start Date : 7/2/2012
 Page No : 5



Binghamton Metropolitan Transportation Study

P.O Box 1766
Binghamton, NY 13902

Bryan Bunnell
Main/Westover Plaza/Endwell
Westover
Quasi Team Count

File Name : Main and Endwell and Westover Plaza PM 2012
Site Code : 177
Start Date : 7/2/2012
Page No : 6

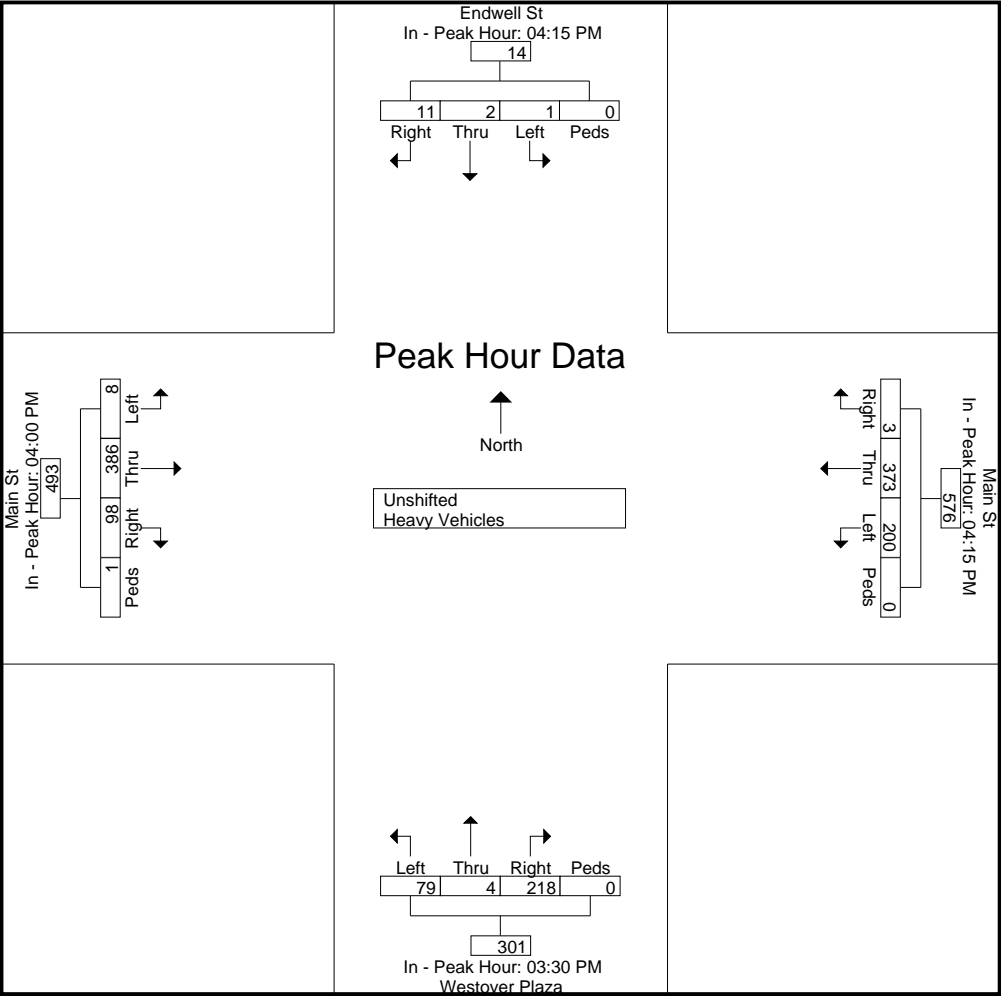
Start Time	Endwell St From North					Main St From East					Westover Plaza From South					Main St From West					Int. Total
	Right	Thru	Left	Peds	App. Total	Right	Thru	Left	Peds	App. Total	Right	Thru	Left	Peds	App. Total	Right	Thru	Left	Peds	App. Total	
Peak Hour Analysis From 03:00 PM to 05:00 PM - Peak 1 of 1																					
Peak Hour for Each Approach Begins at:																					
	04:15 PM					04:15 PM					03:30 PM					04:00 PM					
+0 mins.	0	1	1	0	2	1	95	45	0	141	57	1	18	0	76	19	91	1	0	111	
+15 mins.	6	0	0	0	6	0	98	53	0	151	49	1	30	0	80	26	101	3	1	131	
+30 mins.	2	1	0	0	3	0	101	51	0	152	58	1	19	0	78	23	94	3	0	120	
+45 mins.	3	0	0	0	3	2	79	51	0	132	54	1	12	0	67	30	100	1	0	131	
Total Volume	11	2	1	0	14	3	373	200	0	576	218	4	79	0	301	98	386	8	1	493	
% App. Total	78.6	14.3	7.1	0		0.5	64.8	34.7	0		72.4	1.3	26.2	0		19.9	78.3	1.6	0.2		
PHF	.458	.500	.250	.000	.583	.375	.923	.943	.000	.947	.940	1.000	.658	.000	.941	.817	.955	.667	.250	.941	

Binghamton Metropolitan Transportation Study

P.O Box 1766
 Binghamton, NY 13902

Bryan Bunnell
 Main/Westover Plaza/Endwell
 Westover
 Quasi Team Count

File Name : Main and Endwell and Westover Plaza PM 2012
 Site Code : 177
 Start Date : 7/2/2012
 Page No : 7



Binghamton Metropolitan Transportation Study

P.O Box 1766
Binghamton, NY 13902

Bryan Bunnell
Main/Westover Plaza/Endwell
Westover
Quasi Team Count

File Name : Main and Endwell and Westover Plaza PM 2012
Site Code : 177
Start Date : 7/2/2012
Page No : 8

