

Binghamton Metropolitan Transportation Study

P.O Box 1766
Binghamton, NY 13902

Bryan Bunnell
Main and Camden
Westover
Eight. And. A. Half. Minutes.

File Name : Main and Camden AM 2012
Site Code : 204
Start Date : 5/30/2012
Page No : 1

Groups Printed- Unshifted - Heavy Vehicles

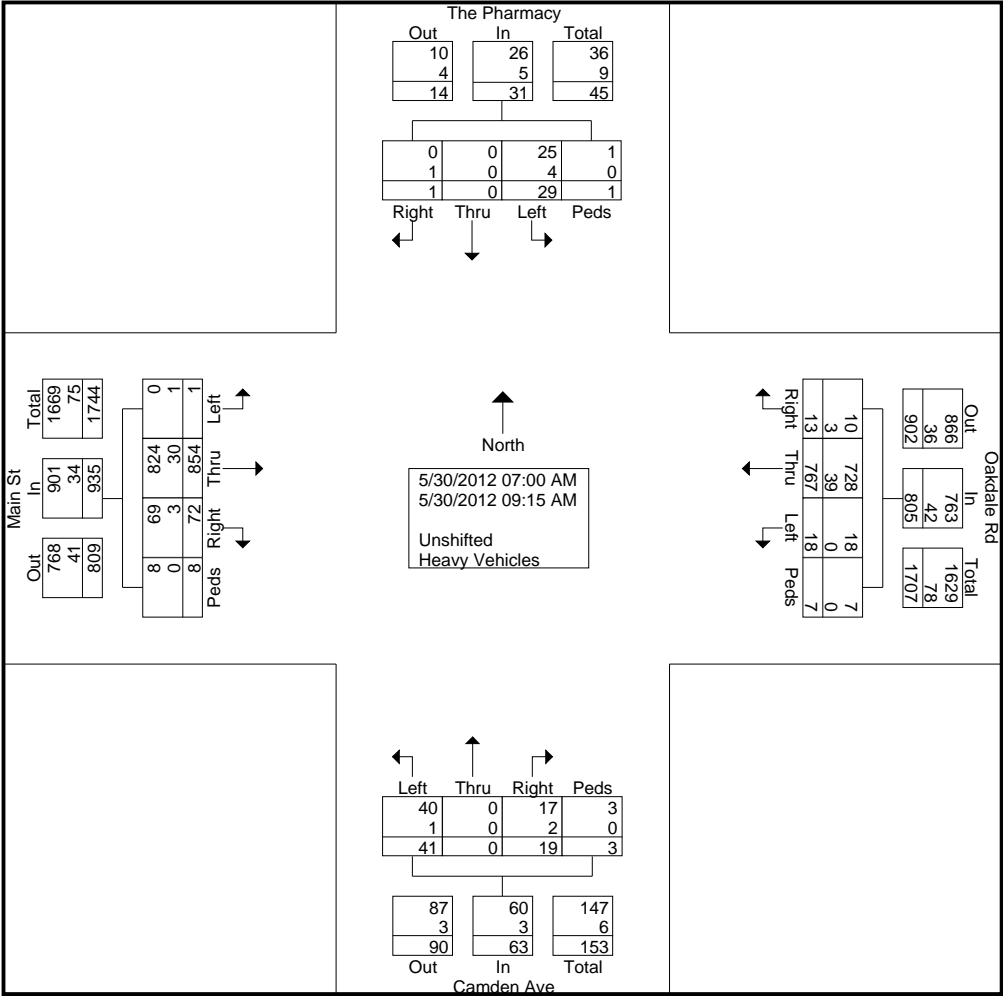
Start Time	The Pharmacy From North					Oakdale Rd From East					Camden Ave From South					Main St From West					Int. Total
	Right	Thru	Left	Peds	App. Total	Right	Thru	Left	Peds	App. Total	Right	Thru	Left	Peds	App. Total	Right	Thru	Left	Peds	App. Total	
07:00 AM	0	0	3	0	3	1	65	1	0	67	1	0	1	0	2	8	46	0	1	55	127
07:15 AM	1	0	1	1	3	2	76	1	0	79	3	0	2	1	6	4	51	1	0	56	144
07:30 AM	0	0	4	0	4	1	77	1	0	79	2	0	7	0	9	9	93	0	1	103	195
07:45 AM	0	0	11	0	11	1	65	1	3	70	2	0	4	1	7	5	111	0	0	116	204
Total	1	0	19	1	21	5	283	4	3	295	8	0	14	2	24	26	301	1	2	330	670
08:00 AM	0	0	9	0	9	0	68	1	0	69	3	0	4	0	7	5	76	0	2	83	168
08:15 AM	0	0	0	0	0	0	71	2	0	73	3	0	7	0	10	7	94	0	0	101	184
08:30 AM	0	0	0	0	0	3	71	3	1	78	1	0	2	0	3	6	85	0	1	92	173
08:45 AM	0	0	1	0	1	1	81	5	0	87	0	0	1	0	1	16	95	0	0	111	200
Total	0	0	10	0	10	4	291	11	1	307	7	0	14	0	21	34	350	0	3	387	725
09:00 AM	0	0	0	0	0	3	99	1	3	106	1	0	8	1	10	10	102	0	0	112	228
09:15 AM	0	0	0	0	0	1	94	2	0	97	3	0	5	0	8	2	101	0	3	106	211
Grand Total	1	0	29	1	31	13	767	18	7	805	19	0	41	3	63	72	854	1	8	935	1834
Apprch %	3.2	0	93.5	3.2		1.6	95.3	2.2	0.9		30.2	0	65.1	4.8		7.7	91.3	0.1	0.9		
Total %	0.1	0	1.6	0.1	1.7	0.7	41.8	1	0.4	43.9	1	0	2.2	0.2	3.4	3.9	46.6	0.1	0.4	51	
Unshifted	0	0	25	1	26	10	728	18	7	763	17	0	40	3	60	69	824	0	8	901	1750
% Unshifted	0	0	86.2	100	83.9	76.9	94.9	100	100	94.8	89.5	0	97.6	100	95.2	95.8	96.5	0	100	96.4	95.4
Heavy Vehicles	1	0	4	0	5	3	39	0	0	42	2	0	1	0	3	3	30	1	0	34	84
% Heavy Vehicles	100	0	13.8	0	16.1	23.1	5.1	0	0	5.2	10.5	0	2.4	0	4.8	4.2	3.5	100	0	3.6	4.6

Binghamton Metropolitan Transportation Study

P.O Box 1766
Binghamton, NY 13902

Bryan Bunnell
Main and Camden
Westover
Eight. And. A. Half. Minutes.

File Name : Main and Camden AM 2012
Site Code : 204
Start Date : 5/30/2012
Page No : 2

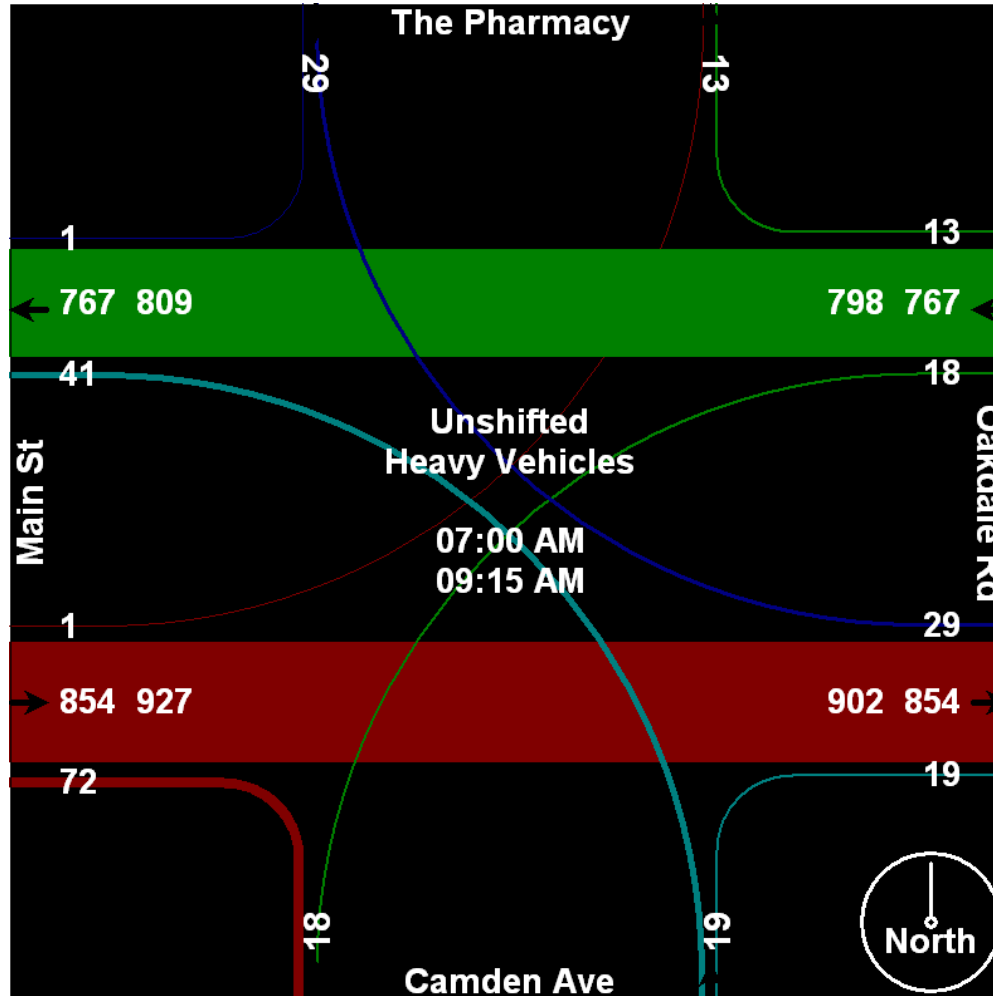


Binghamton Metropolitan Transportation Study

P.O Box 1766
Binghamton, NY 13902

Bryan Bunnell
Main and Camden
Westover
Eight. And. A. Half. Minutes.

File Name : Main and Camden AM 2012
Site Code : 204
Start Date : 5/30/2012
Page No : 3



Binghamton Metropolitan Transportation Study

P.O Box 1766
Binghamton, NY 13902

Bryan Bunnell
Main and Camden
Westover
Eight. And. A. Half. Minutes.

File Name : Main and Camden AM 2012
Site Code : 204
Start Date : 5/30/2012
Page No : 4

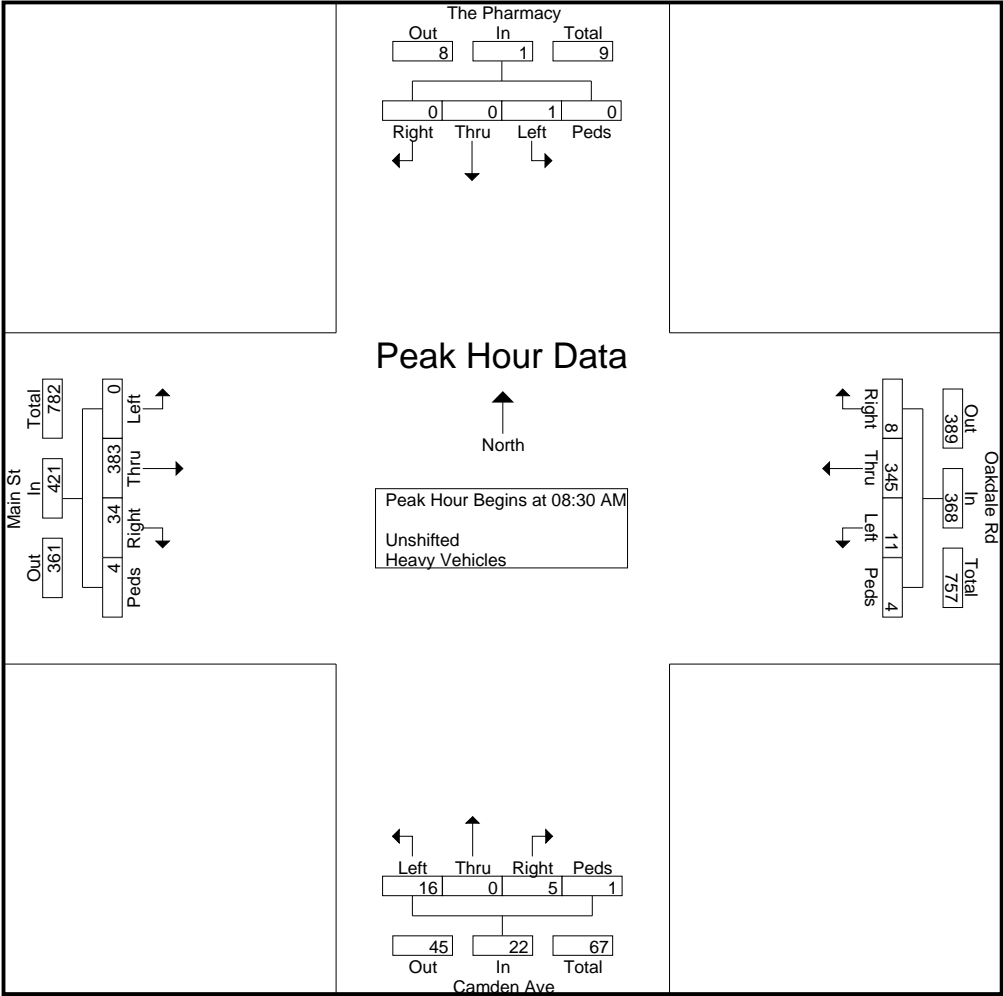
Start Time	The Pharmacy From North					Oakdale Rd From East					Camden Ave From South					Main St From West					Int. Total
	Right	Thru	Left	Peds	App. Total	Right	Thru	Left	Peds	App. Total	Right	Thru	Left	Peds	App. Total	Right	Thru	Left	Peds	App. Total	
Peak Hour Analysis From 07:00 AM to 09:15 AM - Peak 1 of 1																					
Peak Hour for Entire Intersection Begins at 08:30 AM																					
08:30 AM	0	0	0	0	0	3	71	3	1	78	1	0	2	0	3	6	85	0	1	92	173
08:45 AM	0	0	1	0	1	1	81	5	0	87	0	0	1	0	1	16	95	0	0	111	200
09:00 AM	0	0	0	0	0	3	99	1	3	106	1	0	8	1	10	10	102	0	0	112	228
09:15 AM	0	0	0	0	0	1	94	2	0	97	3	0	5	0	8	2	101	0	3	106	211
Total Volume	0	0	1	0	1	8	345	11	4	368	5	0	16	1	22	34	383	0	4	421	812
% App. Total	0	0	100	0		2.2	93.8	3	1.1		22.7	0	72.7	4.5		8.1	91	0	1		
PHF	.000	.000	.250	.000	.250	.667	.871	.550	.333	.868	.417	.000	.500	.250	.550	.531	.939	.000	.333	.940	.890

Binghamton Metropolitan Transportation Study

P.O Box 1766
 Binghamton, NY 13902

Bryan Bunnell
 Main and Camden
 Westover
 Eight. And. A. Half. Minutes.

File Name : Main and Camden AM 2012
 Site Code : 204
 Start Date : 5/30/2012
 Page No : 5



Binghamton Metropolitan Transportation Study

P.O Box 1766
Binghamton, NY 13902

Bryan Bunnell
Main and Camden
Westover
Eight. And. A. Half. Minutes.

File Name : Main and Camden AM 2012
Site Code : 204
Start Date : 5/30/2012
Page No : 6

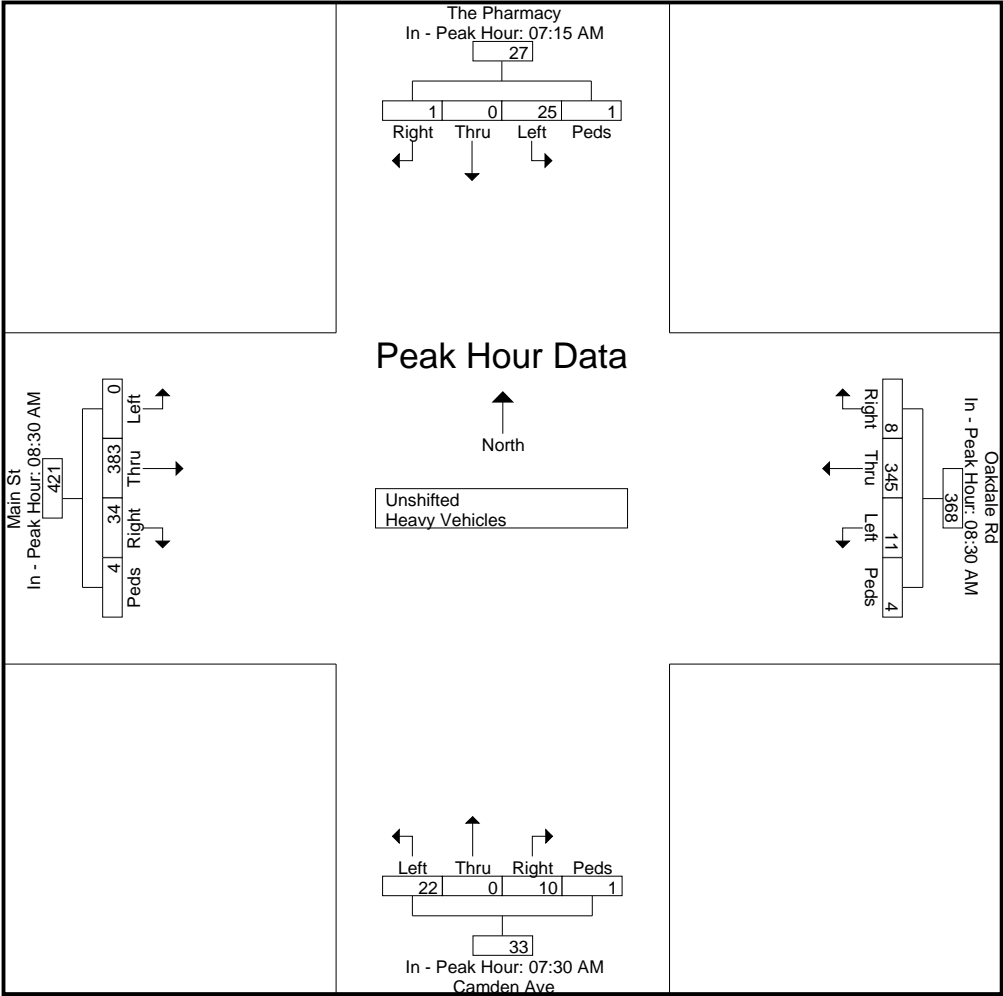
Start Time	The Pharmacy From North					Oakdale Rd From East					Camden Ave From South					Main St From West					Int. Total
	Right	Thru	Left	Peds	App. Total	Right	Thru	Left	Peds	App. Total	Right	Thru	Left	Peds	App. Total	Right	Thru	Left	Peds	App. Total	
Peak Hour Analysis From 07:00 AM to 09:15 AM - Peak 1 of 1																					
Peak Hour for Each Approach Begins at:																					
	07:15 AM					08:30 AM					07:30 AM					08:30 AM					
+0 mins.	1	0	1	1	3	3	71	3	1	78	2	0	7	0	9	6	85	0	1	92	
+15 mins.	0	0	4	0	4	1	81	5	0	87	2	0	4	1	7	16	95	0	0	111	
+30 mins.	0	0	11	0	11	3	99	1	3	106	3	0	4	0	7	10	102	0	0	112	
+45 mins.	0	0	9	0	9	1	94	2	0	97	3	0	7	0	10	2	101	0	3	106	
Total Volume	1	0	25	1	27	8	345	11	4	368	10	0	22	1	33	34	383	0	4	421	
% App. Total	3.7	0	92.6	3.7		2.2	93.8	3	1.1		30.3	0	66.7	3		8.1	91	0	1		
PHF	.250	.000	.568	.250	.614	.667	.871	.550	.333	.868	.833	.000	.786	.250	.825	.531	.939	.000	.333	.940	

Binghamton Metropolitan Transportation Study

P.O Box 1766
 Binghamton, NY 13902

Bryan Bunnell
 Main and Camden
 Westover
 Eight. And. A. Half. Minutes.

File Name : Main and Camden AM 2012
 Site Code : 204
 Start Date : 5/30/2012
 Page No : 7



Binghamton Metropolitan Transportation Study

P.O Box 1766
Binghamton, NY 13902

Bryan Bunnell
Main and Camden
Westover
Eight. And. A. Half. Minutes.

File Name : Main and Camden AM 2012
Site Code : 204
Start Date : 5/30/2012
Page No : 8

