

Binghamton Metropolitan Transportation Study

P.O Box 1766
Binghamton, NY 13902

Dom Dellos
East Main / Adams PM
Endicott
Warm

File Name : East Main and Adams PM 2012
Site Code : 160
Start Date : 6/15/2012
Page No : 1

Groups Printed- Unshifted - Heavy Vehicles

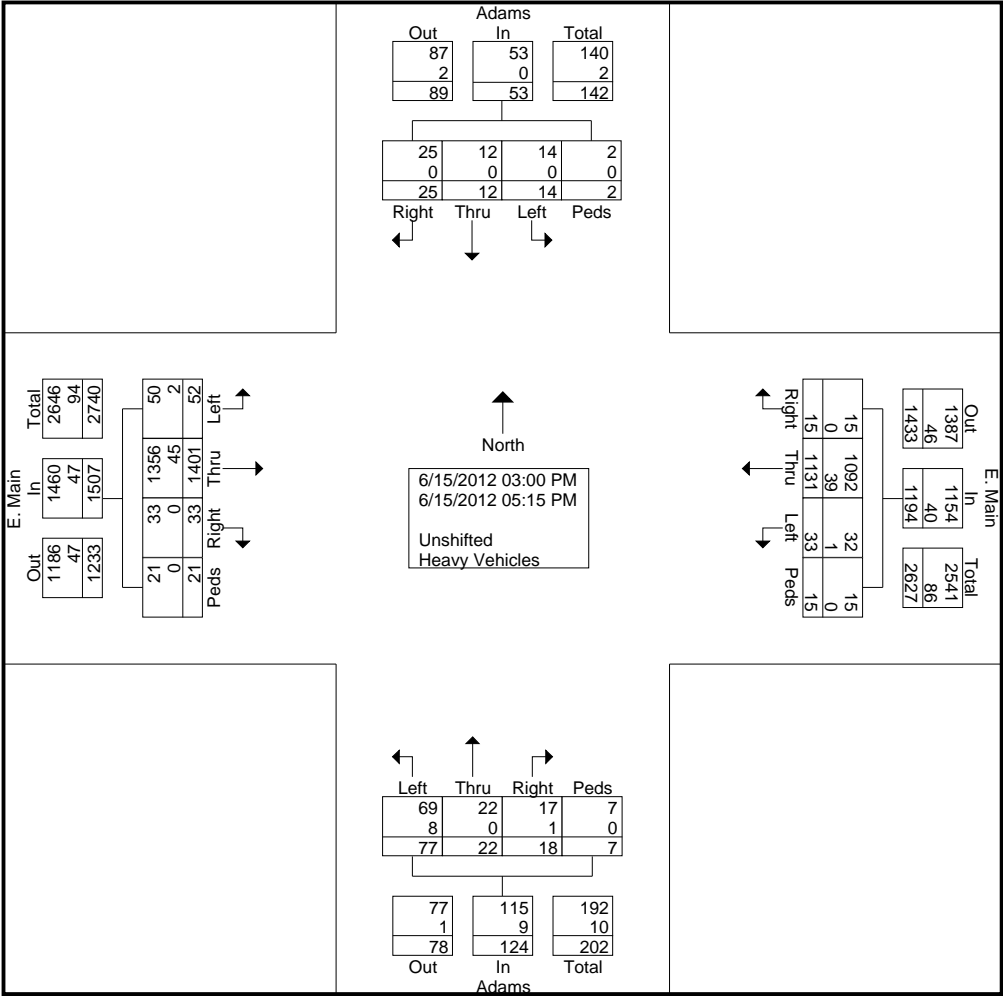
Start Time	Adams From North					E. Main From East					Adams From South					E. Main From West					Int. Total
	Right	Thru	Left	Peds	App. Total	Right	Thru	Left	Peds	App. Total	Right	Thru	Left	Peds	App. Total	Right	Thru	Left	Peds	App. Total	
03:00 PM	0	0	0	0	0	1	110	2	1	114	2	3	10	1	16	6	139	3	4	152	282
03:15 PM	0	0	0	0	0	2	107	3	2	114	3	4	10	1	18	5	142	5	5	157	289
03:30 PM	3	0	3	0	6	0	103	4	0	107	3	3	9	1	16	6	146	7	4	163	292
03:45 PM	1	1	2	0	4	2	121	2	3	128	1	2	8	0	11	8	149	11	0	168	311
Total	4	1	5	0	10	5	441	11	6	463	9	12	37	3	61	25	576	26	13	640	1174
04:00 PM	3	0	3	0	6	1	118	0	5	124	2	3	4	0	9	3	142	4	2	151	290
04:15 PM	2	2	0	1	5	3	114	0	1	118	3	2	6	0	11	1	139	1	2	143	277
04:30 PM	4	1	3	0	8	0	112	2	0	114	0	1	8	0	9	2	147	13	0	162	293
04:45 PM	4	6	1	1	12	5	108	0	1	114	2	2	6	2	12	1	150	0	1	152	290
Total	13	9	7	2	31	9	452	2	7	470	7	8	24	2	41	7	578	18	5	608	1150
05:00 PM	2	1	1	0	4	0	113	5	0	118	0	2	4	0	6	0	121	3	0	124	252
05:15 PM	6	1	1	0	8	1	125	15	2	143	2	0	12	2	16	1	126	5	3	135	302
Grand Total	25	12	14	2	53	15	1131	33	15	1194	18	22	77	7	124	33	1401	52	21	1507	2878
Apprch %	47.2	22.6	26.4	3.8		1.3	94.7	2.8	1.3		14.5	17.7	62.1	5.6		2.2	93	3.5	1.4		
Total %	0.9	0.4	0.5	0.1	1.8	0.5	39.3	1.1	0.5	41.5	0.6	0.8	2.7	0.2	4.3	1.1	48.7	1.8	0.7	52.4	
Unshifted	25	12	14	2	53	15	1092	32	15	1154	17	22	69	7	115	33	1356	50	21	1460	2782
% Unshifted	100	100	100	100	100	100	96.6	97	100	96.6	94.4	100	89.6	100	92.7	100	96.8	96.2	100	96.9	96.7
Heavy Vehicles	0	0	0	0	0	0	39	1	0	40	1	0	8	0	9	0	45	2	0	47	96
% Heavy Vehicles	0	0	0	0	0	0	3.4	3	0	3.4	5.6	0	10.4	0	7.3	0	3.2	3.8	0	3.1	3.3

Binghamton Metropolitan Transportation Study

P.O Box 1766
 Binghamton, NY 13902

Dom Dellos
 East Main / Adams PM
 Endicott
 Warm

File Name : East Main and Adams PM 2012
 Site Code : 160
 Start Date : 6/15/2012
 Page No : 2

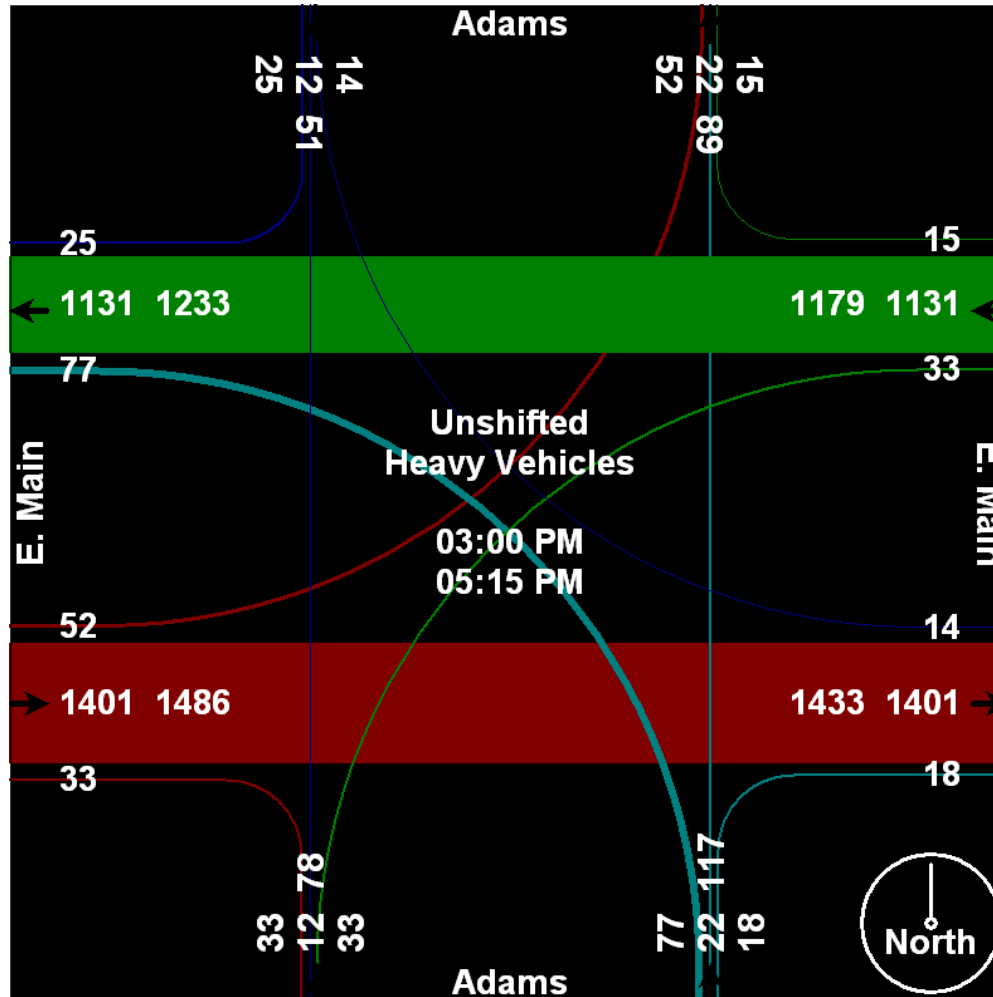


Binghamton Metropolitan Transportation Study

P.O Box 1766
Binghamton, NY 13902

Dom Dellos
East Main / Adams PM
Endicott
Warm

File Name : East Main and Adams PM 2012
Site Code : 160
Start Date : 6/15/2012
Page No : 3



Binghamton Metropolitan Transportation Study

P.O Box 1766
Binghamton, NY 13902

Dom Dellos
East Main / Adams PM
Endicott
Warm

File Name : East Main and Adams PM 2012
Site Code : 160
Start Date : 6/15/2012
Page No : 4

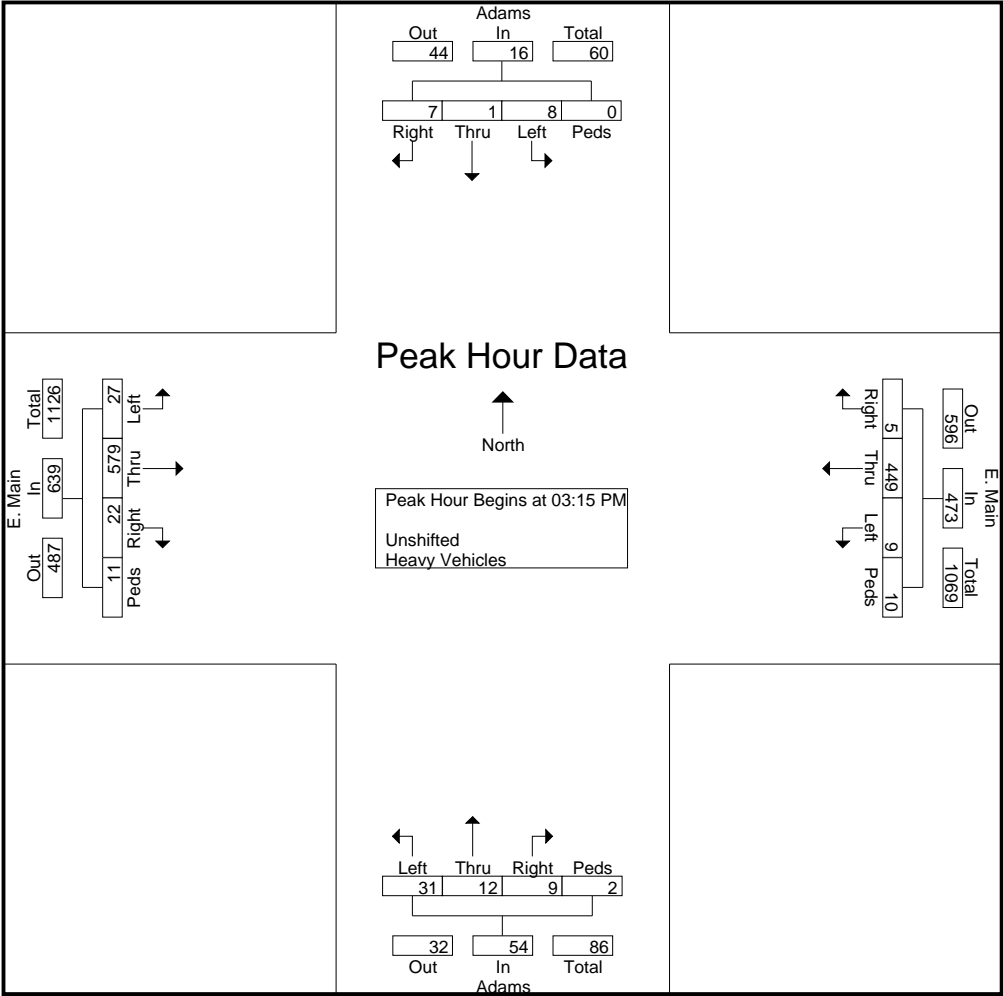
Start Time	Adams From North					E. Main From East					Adams From South					E. Main From West					Int. Total
	Right	Thru	Left	Peds	App. Total	Right	Thru	Left	Peds	App. Total	Right	Thru	Left	Peds	App. Total	Right	Thru	Left	Peds	App. Total	
Peak Hour Analysis From 03:00 PM to 04:45 PM - Peak 1 of 1																					
Peak Hour for Entire Intersection Begins at 03:15 PM																					
03:15 PM	0	0	0	0	0	2	107	3	2	114	3	4	10	1	18	5	142	5	5	157	289
03:30 PM	3	0	3	0	6	0	103	4	0	107	3	3	9	1	16	6	146	7	4	163	292
03:45 PM	1	1	2	0	4	2	121	2	3	128	1	2	8	0	11	8	149	11	0	168	311
04:00 PM	3	0	3	0	6	1	118	0	5	124	2	3	4	0	9	3	142	4	2	151	290
Total Volume	7	1	8	0	16	5	449	9	10	473	9	12	31	2	54	22	579	27	11	639	1182
% App. Total	43.8	6.2	50	0		1.1	94.9	1.9	2.1		16.7	22.2	57.4	3.7		3.4	90.6	4.2	1.7		
PHF	.583	.250	.667	.000	.667	.625	.928	.563	.500	.924	.750	.750	.775	.500	.750	.688	.971	.614	.550	.951	.950

Binghamton Metropolitan Transportation Study

P.O Box 1766
 Binghamton, NY 13902

Dom Dellos
 East Main / Adams PM
 Endicott
 Warm

File Name : East Main and Adams PM 2012
 Site Code : 160
 Start Date : 6/15/2012
 Page No : 5



Binghamton Metropolitan Transportation Study

P.O Box 1766
Binghamton, NY 13902

Dom Dellos
East Main / Adams PM
Endicott
Warm

File Name : East Main and Adams PM 2012
Site Code : 160
Start Date : 6/15/2012
Page No : 6

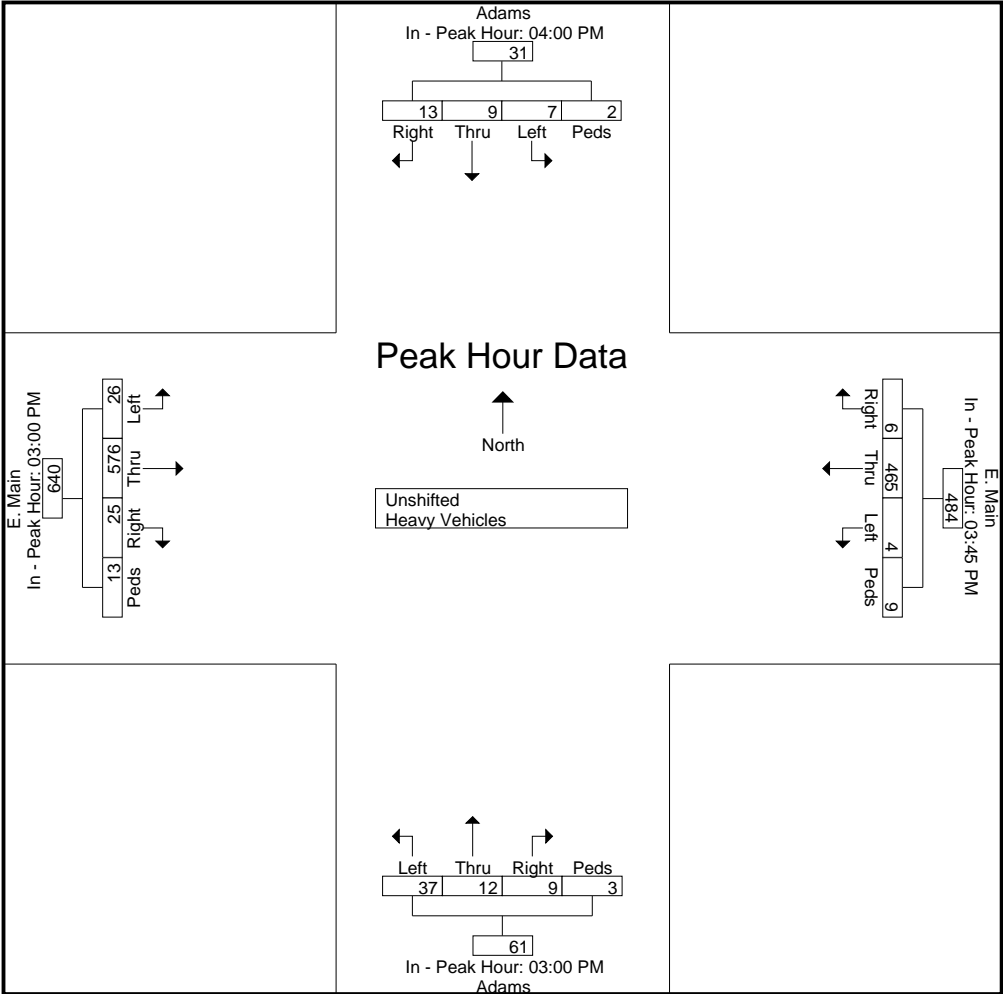
Start Time	Adams From North					E. Main From East					Adams From South					E. Main From West					Int. Total
	Right	Thru	Left	Peds	App. Total	Right	Thru	Left	Peds	App. Total	Right	Thru	Left	Peds	App. Total	Right	Thru	Left	Peds	App. Total	
Peak Hour Analysis From 03:00 PM to 04:45 PM - Peak 1 of 1																					
Peak Hour for Each Approach Begins at:																					
	04:00 PM					03:45 PM					03:00 PM					03:00 PM					
+0 mins.	3	0	3	0	6	2	121	2	3	128	2	3	10	1	16	6	139	3	4	152	
+15 mins.	2	2	0	1	5	1	118	0	5	124	3	4	10	1	18	5	142	5	5	157	
+30 mins.	4	1	3	0	8	3	114	0	1	118	3	3	9	1	16	6	146	7	4	163	
+45 mins.	4	6	1	1	12	0	112	2	0	114	1	2	8	0	11	8	149	11	0	168	
Total Volume	13	9	7	2	31	6	465	4	9	484	9	12	37	3	61	25	576	26	13	640	
% App. Total	41.9	29	22.6	6.5		1.2	96.1	0.8	1.9		14.8	19.7	60.7	4.9		3.9	90	4.1	2		
PHF	.813	.375	.583	.500	.646	.500	.961	.500	.450	.945	.750	.750	.925	.750	.847	.781	.966	.591	.650	.952	

Binghamton Metropolitan Transportation Study

P.O Box 1766
 Binghamton, NY 13902

Dom Dellos
 East Main / Adams PM
 Endicott
 Warm

File Name : East Main and Adams PM 2012
 Site Code : 160
 Start Date : 6/15/2012
 Page No : 7



Binghamton Metropolitan Transportation Study

P.O Box 1766
Binghamton, NY 13902

Dom Dellos
East Main / Adams PM
Endicott
Warm

File Name : East Main and Adams PM 2012
Site Code : 160
Start Date : 6/15/2012
Page No : 8

