

Binghamton Metropolitan Transportation Study

P.O Box 1766
Binghamton, NY 13902

Dom Dellos
Court / Fairview AM
Binghamton
Sun shining

File Name : Court and Fairview AM 2012
Site Code : 57
Start Date : 6/28/2012
Page No : 1

Groups Printed- Unshifted - Heavy vehicles

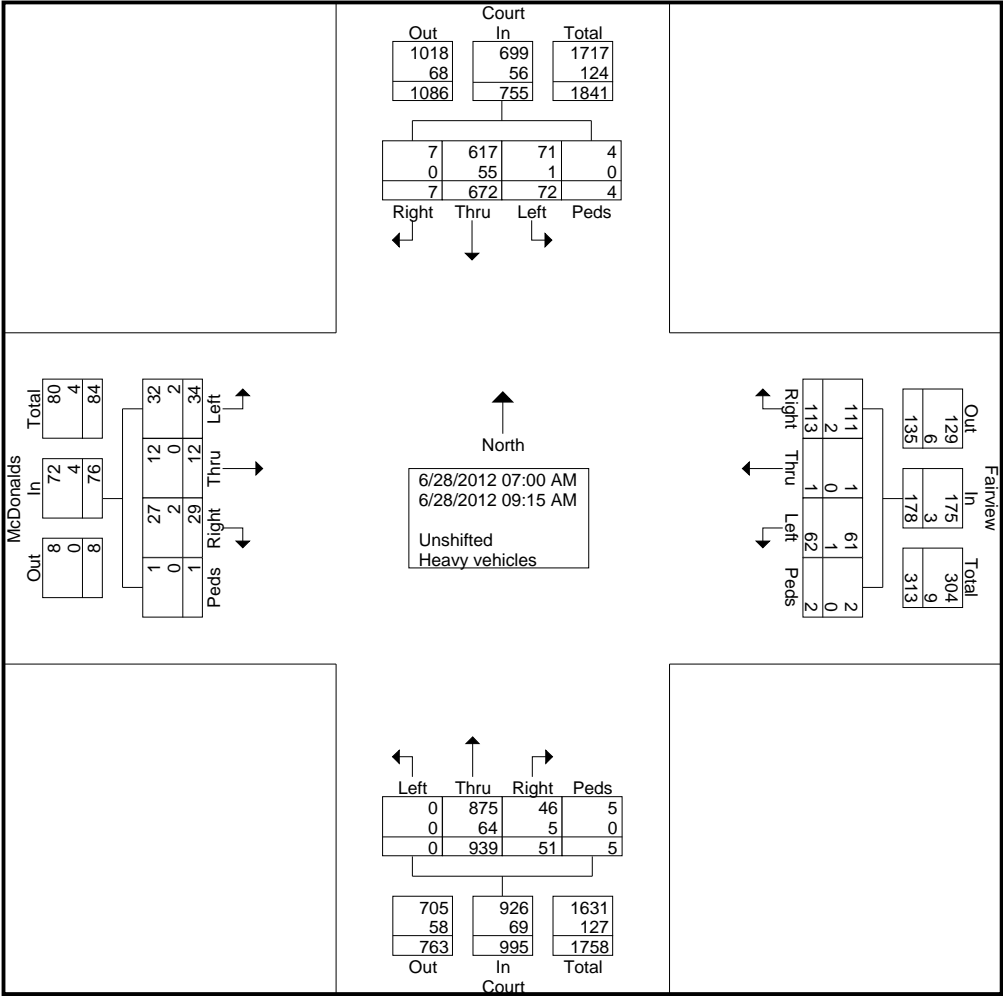
Start Time	Court From North					Fairview From East					Court From South					McDonalds From West					Int. Total
	Right	Thru	Left	Peds	App. Total	Right	Thru	Left	Peds	App. Total	Right	Thru	Left	Peds	App. Total	Right	Thru	Left	Peds	App. Total	
07:00 AM	0	47	3	0	50	0	0	3	0	3	3	96	0	0	99	1	0	3	0	4	156
07:15 AM	0	51	6	0	57	12	0	3	0	15	3	101	0	1	105	1	5	5	0	11	188
07:30 AM	0	66	10	1	77	11	0	4	0	15	5	83	0	0	88	1	1	3	0	5	185
07:45 AM	0	82	9	0	91	22	0	13	0	35	5	124	0	0	129	4	1	2	0	7	262
Total	0	246	28	1	275	45	0	23	0	68	16	404	0	1	421	7	7	13	0	27	791
08:00 AM	0	75	7	1	83	16	0	8	0	24	8	92	0	0	100	4	2	4	0	10	217
08:15 AM	2	74	7	1	84	10	0	7	0	17	8	96	0	1	105	3	1	4	0	8	214
08:30 AM	1	72	8	0	81	5	0	7	0	12	6	87	0	1	94	2	1	4	0	7	194
08:45 AM	4	72	7	0	83	8	0	5	2	15	3	87	0	2	92	3	0	4	0	7	197
Total	7	293	29	2	331	39	0	27	2	68	25	362	0	4	391	12	4	16	0	32	822
09:00 AM	0	66	5	0	71	15	0	7	0	22	5	93	0	0	98	6	0	2	1	9	200
09:15 AM	0	67	10	1	78	14	1	5	0	20	5	80	0	0	85	4	1	3	0	8	191
Grand Total	7	672	72	4	755	113	1	62	2	178	51	939	0	5	995	29	12	34	1	76	2004
Apprch %	0.9	89	9.5	0.5		63.5	0.6	34.8	1.1		5.1	94.4	0	0.5		38.2	15.8	44.7	1.3		
Total %	0.3	33.5	3.6	0.2	37.7	5.6	0	3.1	0.1	8.9	2.5	46.9	0	0.2	49.7	1.4	0.6	1.7	0	3.8	
Unshifted	7	617	71	4	699	111	1	61	2	175	46	875	0	5	926	27	12	32	1	72	1872
% Unshifted	100	91.8	98.6	100	92.6	98.2	100	98.4	100	98.3	90.2	93.2	0	100	93.1	93.1	100	94.1	100	94.7	93.4
Heavy vehicles	0	55	1	0	56	2	0	1	0	3	5	64	0	0	69	2	0	2	0	4	132
% Heavy vehicles	0	8.2	1.4	0	7.4	1.8	0	1.6	0	1.7	9.8	6.8	0	0	6.9	6.9	0	5.9	0	5.3	6.6

Binghamton Metropolitan Transportation Study

P.O Box 1766
 Binghamton, NY 13902

Dom Dellos
 Court / Fairview AM
 Binghamton
 Sun shining

File Name : Court and Fairview AM 2012
 Site Code : 57
 Start Date : 6/28/2012
 Page No : 2

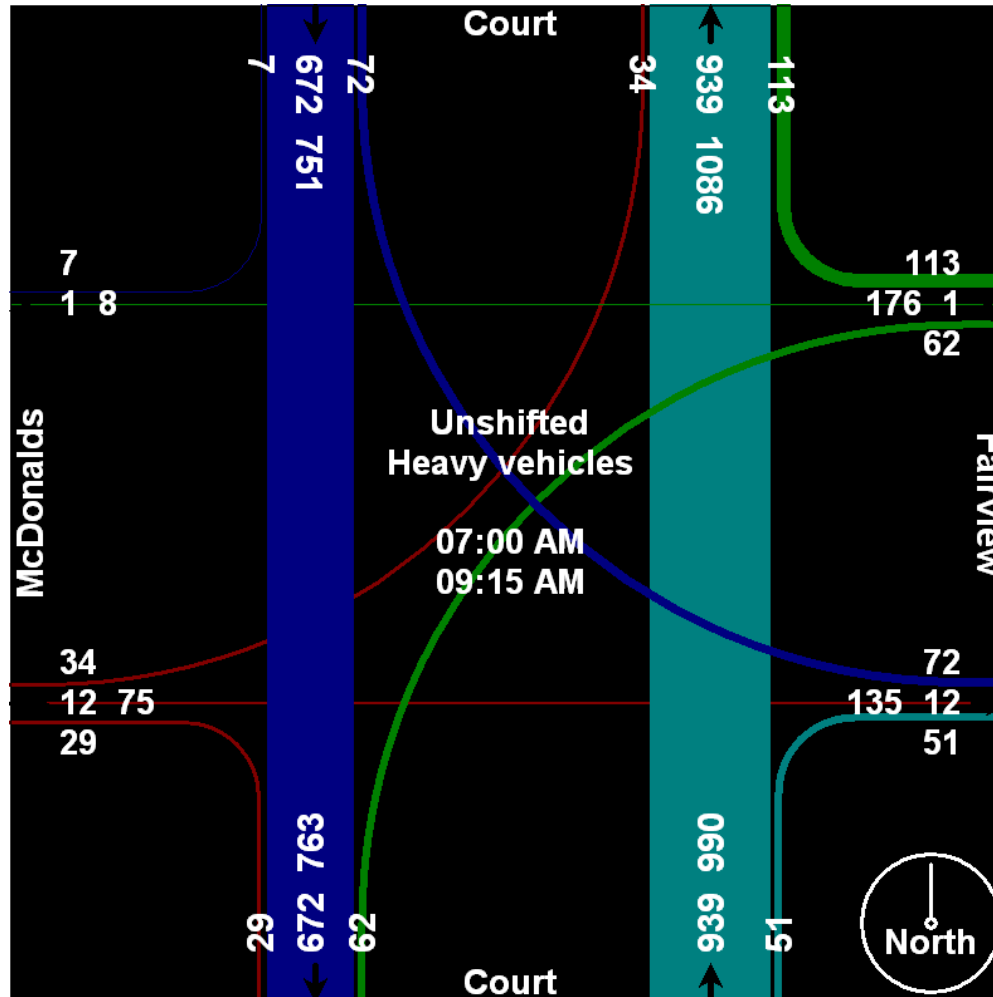


Binghamton Metropolitan Transportation Study

P.O Box 1766
Binghamton, NY 13902

Dom Dellos
Court / Fairview AM
Binghamton
Sun shining

File Name : Court and Fairview AM 2012
Site Code : 57
Start Date : 6/28/2012
Page No : 3



Binghamton Metropolitan Transportation Study

P.O Box 1766
Binghamton, NY 13902

Dom Dellos
Court / Fairview AM
Binghamton
Sun shining

File Name : Court and Fairview AM 2012
Site Code : 57
Start Date : 6/28/2012
Page No : 4

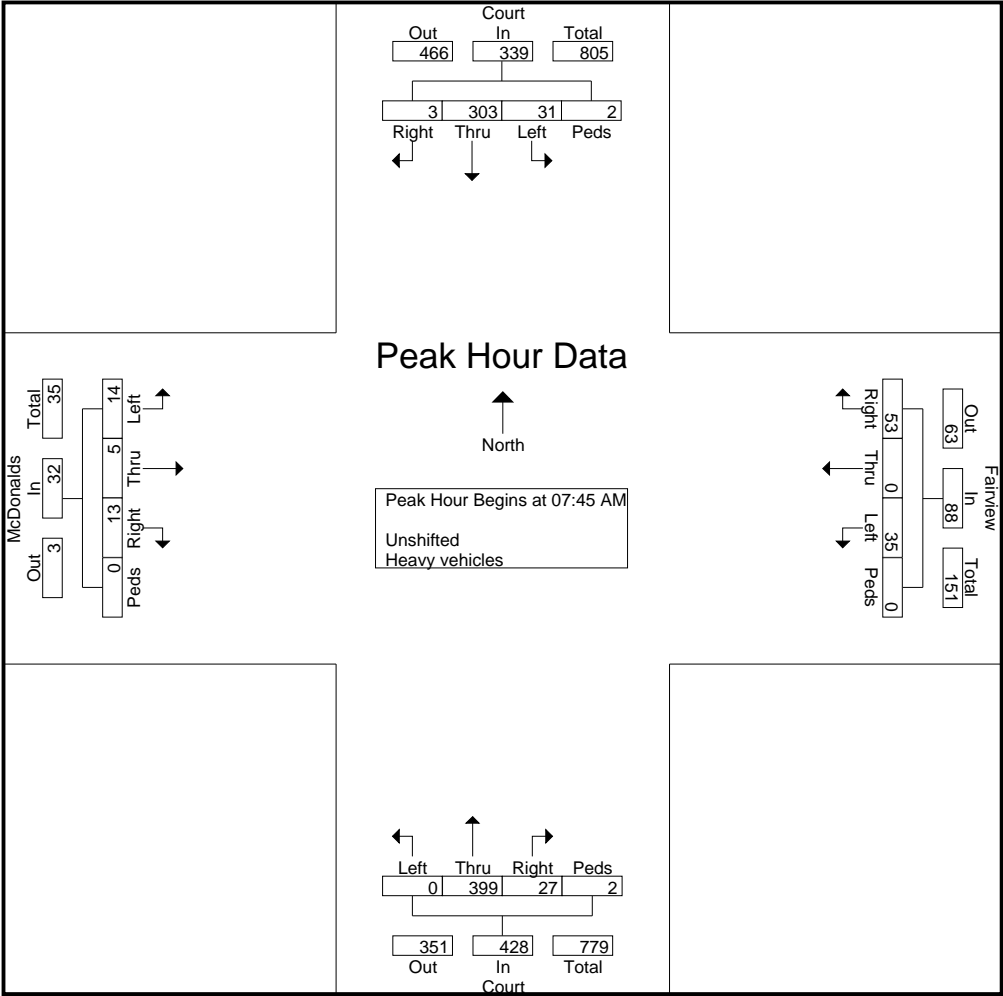
Start Time	Court From North					Fairview From East					Court From South					McDonalds From West					Int. Total
	Right	Thru	Left	Peds	App. Total	Right	Thru	Left	Peds	App. Total	Right	Thru	Left	Peds	App. Total	Right	Thru	Left	Peds	App. Total	
Peak Hour Analysis From 07:00 AM to 09:00 AM - Peak 1 of 1																					
Peak Hour for Entire Intersection Begins at 07:45 AM																					
07:45 AM	0	82	9	0	91	22	0	13	0	35	5	124	0	0	129	4	1	2	0	7	262
08:00 AM	0	75	7	1	83	16	0	8	0	24	8	92	0	0	100	4	2	4	0	10	217
08:15 AM	2	74	7	1	84	10	0	7	0	17	8	96	0	1	105	3	1	4	0	8	214
08:30 AM	1	72	8	0	81	5	0	7	0	12	6	87	0	1	94	2	1	4	0	7	194
Total Volume	3	303	31	2	339	53	0	35	0	88	27	399	0	2	428	13	5	14	0	32	887
% App. Total	0.9	89.4	9.1	0.6		60.2	0	39.8	0		6.3	93.2	0	0.5		40.6	15.6	43.8	0		
PHF	.375	.924	.861	.500	.931	.602	.000	.673	.000	.629	.844	.804	.000	.500	.829	.813	.625	.875	.000	.800	.846

Binghamton Metropolitan Transportation Study

P.O Box 1766
 Binghamton, NY 13902

Dom Dellos
 Court / Fairview AM
 Binghamton
 Sun shining

File Name : Court and Fairview AM 2012
 Site Code : 57
 Start Date : 6/28/2012
 Page No : 5



Binghamton Metropolitan Transportation Study

P.O Box 1766
Binghamton, NY 13902

Dom Dellos
Court / Fairview AM
Binghamton
Sun shining

File Name : Court and Fairview AM 2012
Site Code : 57
Start Date : 6/28/2012
Page No : 6

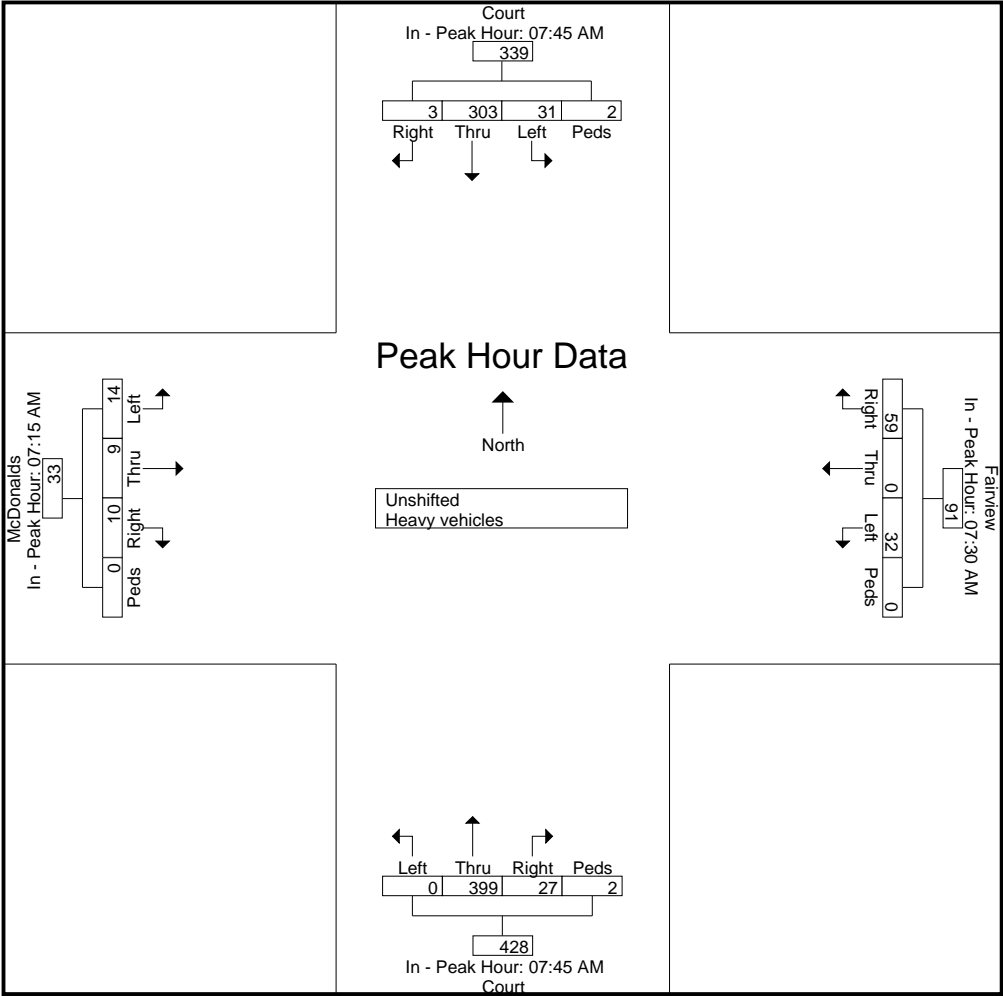
Start Time	Court From North					Fairview From East					Court From South					McDonalds From West					Int. Total
	Right	Thru	Left	Peds	App. Total	Right	Thru	Left	Peds	App. Total	Right	Thru	Left	Peds	App. Total	Right	Thru	Left	Peds	App. Total	
Peak Hour Analysis From 07:00 AM to 09:00 AM - Peak 1 of 1																					
Peak Hour for Each Approach Begins at:																					
	07:45 AM					07:30 AM					07:45 AM					07:15 AM					
+0 mins.	0	82	9	0	91	11	0	4	0	15	5	124	0	0	129	1	5	5	0	11	
+15 mins.	0	75	7	1	83	22	0	13	0	35	8	92	0	0	100	1	1	3	0	5	
+30 mins.	2	74	7	1	84	16	0	8	0	24	8	96	0	1	105	4	1	2	0	7	
+45 mins.	1	72	8	0	81	10	0	7	0	17	6	87	0	1	94	4	2	4	0	10	
Total Volume	3	303	31	2	339	59	0	32	0	91	27	399	0	2	428	10	9	14	0	33	
% App. Total	0.9	89.4	9.1	0.6		64.8	0	35.2	0		6.3	93.2	0	0.5		30.3	27.3	42.4	0		
PHF	.375	.924	.861	.500	.931	.670	.000	.615	.000	.650	.844	.804	.000	.500	.829	.625	.450	.700	.000	.750	

Binghamton Metropolitan Transportation Study

P.O Box 1766
 Binghamton, NY 13902

Dom Dellos
 Court / Fairview AM
 Binghamton
 Sun shining

File Name : Court and Fairview AM 2012
 Site Code : 57
 Start Date : 6/28/2012
 Page No : 7



Binghamton Metropolitan Transportation Study

P.O Box 1766
Binghamton, NY 13902

Dom Dellos
Court / Fairview AM
Binghamton
Sun shining

File Name : Court and Fairview AM 2012
Site Code : 57
Start Date : 6/28/2012
Page No : 8

