

Binghamton Metropolitan Transportation Study

P.O Box 1766
Binghamton, NY 13902

Bobby Portorsnok
Clinton and Front
Binghamton
not bad a little cold

File Name : Not Named 15
Site Code : 00000114
Start Date : 5/23/2013
Page No : 1

Groups Printed- Unshifted - Heavy Vehicles

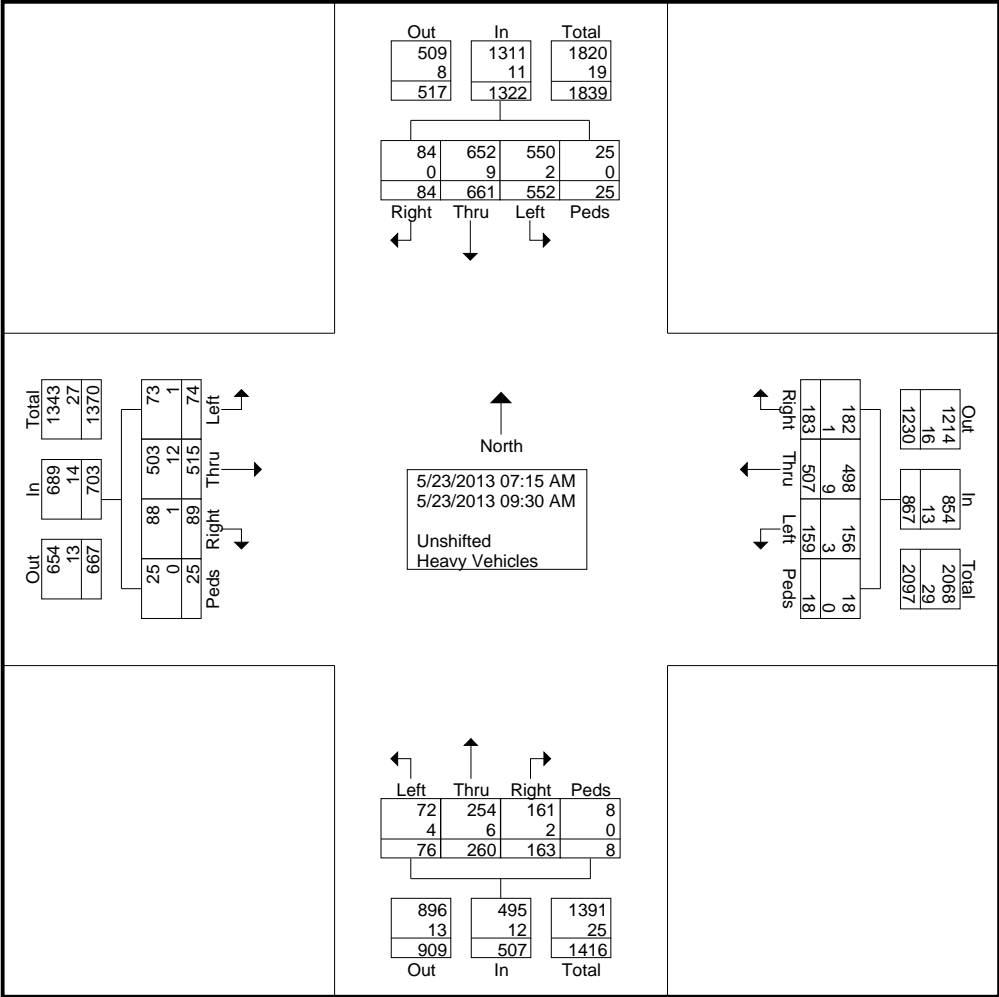
Start Time	From North					From East					From South					From West					Int. Total
	Right	Thru	Left	Peds	App. Total	Right	Thru	Left	Peds	App. Total	Right	Thru	Left	Peds	App. Total	Right	Thru	Left	Peds	App. Total	
07:15 AM	7	27	29	0	63	8	29	11	0	48	7	18	3	1	29	7	21	4	3	35	175
07:30 AM	5	43	40	0	88	10	39	14	2	65	13	20	5	0	38	4	44	3	2	53	244
07:45 AM	7	69	56	9	141	12	44	16	0	72	6	18	7	0	31	13	57	6	3	79	323
Total	19	139	125	9	292	30	112	41	2	185	26	56	15	1	98	24	122	13	8	167	742
08:00 AM	11	84	82	2	179	15	72	23	0	110	22	31	7	3	63	13	64	8	2	87	439
08:15 AM	6	80	57	1	144	23	57	19	0	99	20	24	10	0	54	5	54	8	5	72	369
08:30 AM	7	78	55	6	146	23	51	23	3	100	19	27	8	0	54	10	76	6	3	95	395
08:45 AM	12	69	59	2	142	26	58	9	4	97	12	33	8	1	54	12	62	8	2	84	377
Total	36	311	253	11	611	87	238	74	7	406	73	115	33	4	225	40	256	30	12	338	1580
09:00 AM	13	84	91	1	189	29	61	21	1	112	29	32	11	0	72	10	65	8	3	86	459
09:15 AM	5	67	47	2	121	23	50	15	3	91	20	35	3	3	61	11	38	13	1	63	336
09:30 AM	11	60	36	2	109	14	46	8	5	73	15	22	14	0	51	4	34	10	1	49	282
Grand Total	84	661	552	25	1322	183	507	159	18	867	163	260	76	8	507	89	515	74	25	703	3399
Apprch %	6.4	50	41.8	1.9		21.1	58.5	18.3	2.1		32.1	51.3	15	1.6		12.7	73.3	10.5	3.6		
Total %	2.5	19.4	16.2	0.7	38.9	5.4	14.9	4.7	0.5	25.5	4.8	7.6	2.2	0.2	14.9	2.6	15.2	2.2	0.7	20.7	
Unshifted	84	652	550	25	1311	182	498	156	18	854	161	254	72	8	495	88	503	73	25	689	3349
% Unshifted	100	98.6	99.6	100	99.2	99.5	98.2	98.1	100	98.5	98.8	97.7	94.7	100	97.6	98.9	97.7	98.6	100	98	98.5
Heavy Vehicles	0	9	2	0	11	1	9	3	0	13	2	6	4	0	12	1	12	1	0	14	50
% Heavy Vehicles	0	1.4	0.4	0	0.8	0.5	1.8	1.9	0	1.5	1.2	2.3	5.3	0	2.4	1.1	2.3	1.4	0	2	1.5

Binghamton Metropolitan Transportation Study

P.O Box 1766
 Binghamton, NY 13902

Bobby Portorsnok
 Clinton and Front
 Binghamton
 not bad a little cold

File Name : Not Named 15
 Site Code : 00000114
 Start Date : 5/23/2013
 Page No : 2

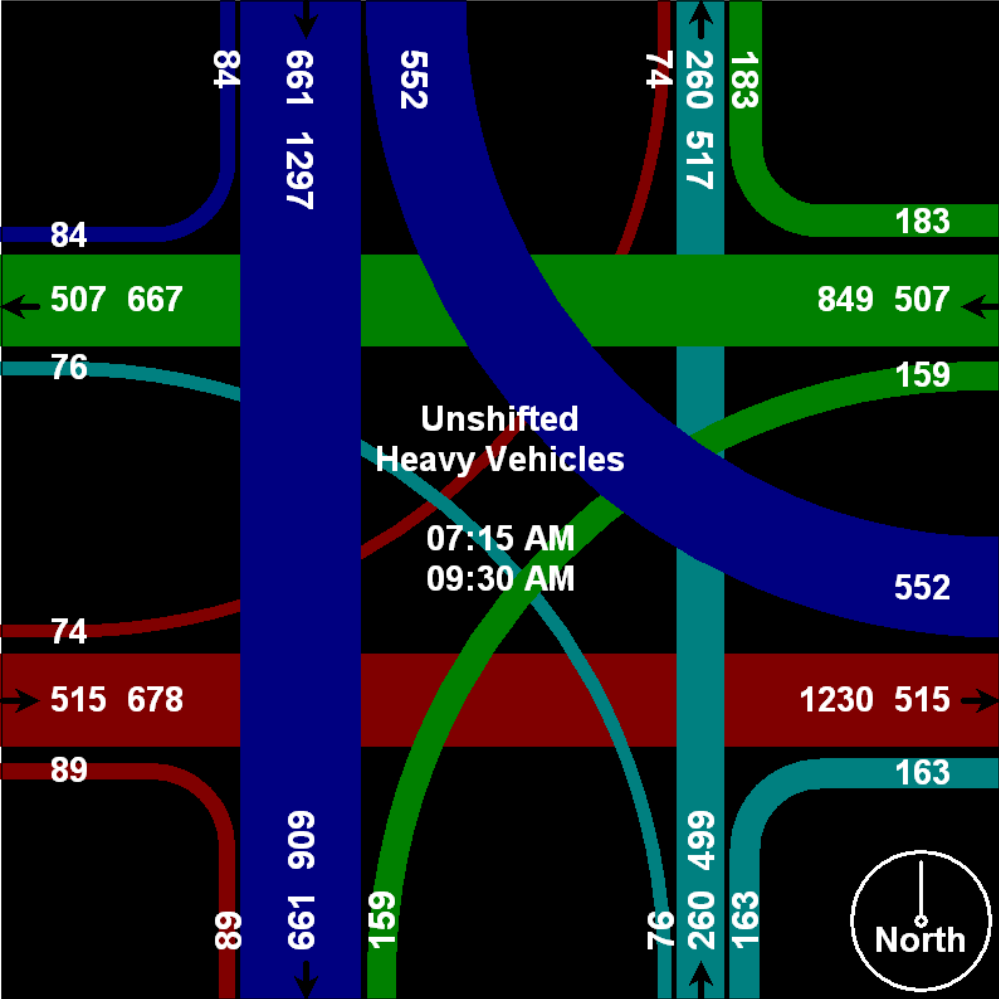


Binghamton Metropolitan Transportation Study

P.O Box 1766
Binghamton, NY 13902

Bobby Portorsnok
Clinton and Front
Binghamton
not bad a little cold

File Name : Not Named 15
Site Code : 00000114
Start Date : 5/23/2013
Page No : 3



Binghamton Metropolitan Transportation Study

P.O Box 1766
Binghamton, NY 13902

Bobby Portorsnok
Clinton and Front
Binghamton
not bad a little cold

File Name : Not Named 15
Site Code : 00000114
Start Date : 5/23/2013
Page No : 4

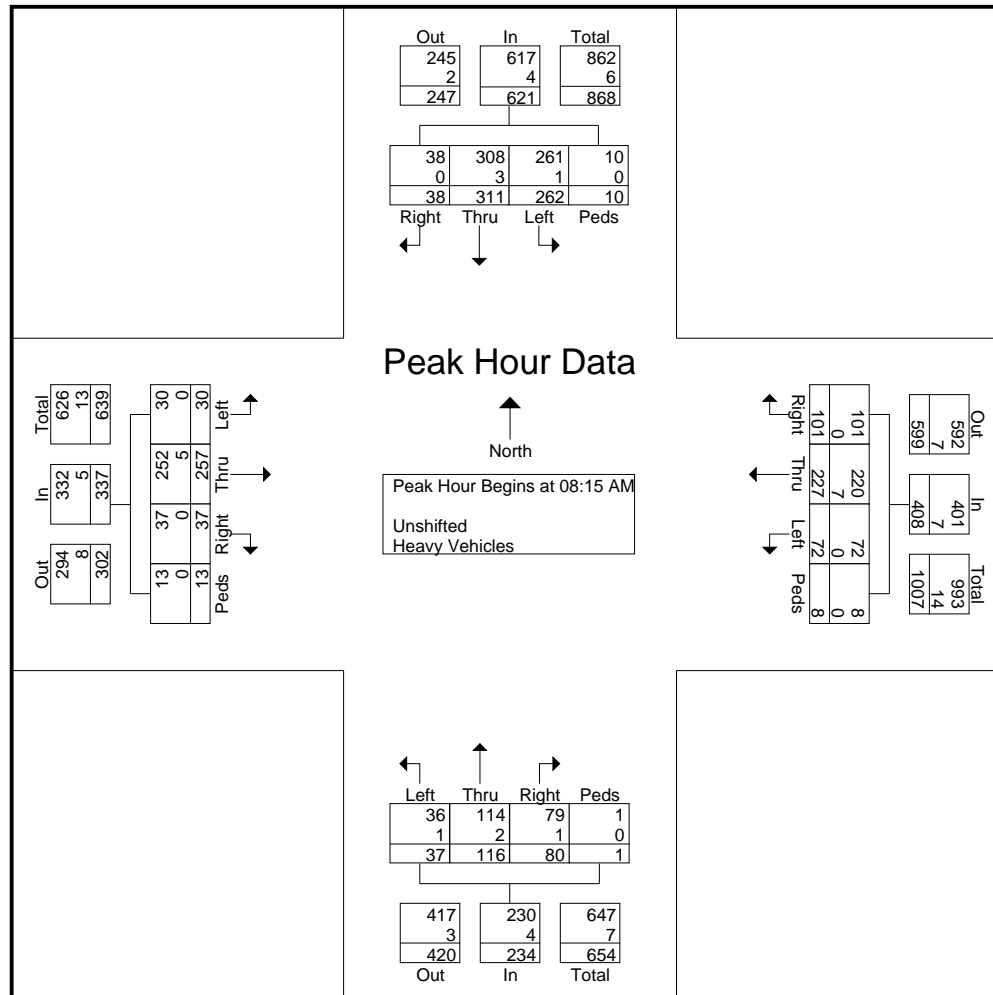
Start Time	From North					From East					From South					From West					Int. Total
	Right	Thru	Left	Peds	App. Total	Right	Thru	Left	Peds	App. Total	Right	Thru	Left	Peds	App. Total	Right	Thru	Left	Peds	App. Total	
Peak Hour Analysis From 07:15 AM to 09:30 AM - Peak 1 of 1																					
Peak Hour for Entire Intersection Begins at 08:15 AM																					
08:15 AM	6	80	57	1	144	23	57	19	0	99	20	24	10	0	54	5	54	8	5	72	369
08:30 AM	7	78	55	6	146	23	51	23	3	100	19	27	8	0	54	10	76	6	3	95	395
08:45 AM	12	69	59	2	142	26	58	9	4	97	12	33	8	1	54	12	62	8	2	84	377
09:00 AM	13	84	91	1	189	29	61	21	1	112	29	32	11	0	72	10	65	8	3	86	459
Total Volume	38	311	262	10	621	101	227	72	8	408	80	116	37	1	234	37	257	30	13	337	1600
% App. Total	6.1	50.1	42.2	1.6		24.8	55.6	17.6	2		34.2	49.6	15.8	0.4		11	76.3	8.9	3.9		
PHF	.731	.926	.720	.417	.821	.871	.930	.783	.500	.911	.690	.879	.841	.250	.813	.771	.845	.938	.650	.887	.871
Unshifted	38	308	261	10	617	101	220	72	8	401	79	114	36	1	230	37	252	30	13	332	1580
% Unshifted	100	99.0	99.6	100	99.4	100	96.9	100	100	98.3	98.8	98.3	97.3	100	98.3	100	98.1	100	100	98.5	98.8
Heavy Vehicles	0	3	1	0	4	0	7	0	0	7	1	2	1	0	4	0	5	0	0	5	20
% Heavy Vehicles	0	1.0	0.4	0	0.6	0	3.1	0	0	1.7	1.3	1.7	2.7	0	1.7	0	1.9	0	0	1.5	1.3

Binghamton Metropolitan Transportation Study

P.O Box 1766
Binghamton, NY 13902

Bobby Portorsnok
Clinton and Front
Binghamton
not bad a little cold

File Name : Not Named 15
Site Code : 00000114
Start Date : 5/23/2013
Page No : 5



Binghamton Metropolitan Transportation Study

P.O Box 1766
Binghamton, NY 13902

Bobby Portorsnok
Clinton and Front
Binghamton
not bad a little cold

File Name : Not Named 15
Site Code : 00000114
Start Date : 5/23/2013
Page No : 6

Start Time	From North					From East					From South					From West					Int. Total
	Right	Thru	Left	Peds	App. Total	Right	Thru	Left	Peds	App. Total	Right	Thru	Left	Peds	App. Total	Right	Thru	Left	Peds	App. Total	
Peak Hour Analysis From 07:15 AM to 09:30 AM - Peak 1 of 1																					
Peak Hour for Each Approach Begins at:																					
	08:15 AM					08:15 AM					08:30 AM					08:00 AM					
+0 mins.	6	80	57	1	144	23	57	19	0	99	19	27	8	0	54	13	64	8	2	87	
+15 mins.	7	78	55	6	146	23	51	23	3	100	12	33	8	1	54	5	54	8	5	72	
+30 mins.	12	69	59	2	142	26	58	9	4	97	29	32	11	0	72	10	76	6	3	95	
+45 mins.	13	84	91	1	189	29	61	21	1	112	20	35	3	3	61	12	62	8	2	84	
Total Volume	38	311	262	10	621	101	227	72	8	408	80	127	30	4	241	40	256	30	12	338	
% App. Total	6.1	50.1	42.2	1.6		24.8	55.6	17.6	2		33.2	52.7	12.4	1.7		11.8	75.7	8.9	3.6		
PHF	.731	.926	.720	.417	.821	.871	.930	.783	.500	.911	.690	.907	.682	.333	.837	.769	.842	.938	.600	.889	
Unshifted	38	308	261	10	617	101	220	72	8	401	79	125	29	4	237	40	251	29	12	332	
% Unshifted	100	99	99.6	100	99.4	100	96.9	100	100	98.3	98.8	98.4	96.7	100	98.3	100	98	96.7	100	98.2	
Heavy Vehicles	0	3	1	0	4	0	7	0	0	7	1	2	1	0	4	0	5	1	0	6	
% Heavy Vehicles	0	1	0.4	0	0.6	0	3.1	0	0	1.7	1.2	1.6	3.3	0	1.7	0	2	3.3	0	1.8	

Binghamton Metropolitan Transportation Study

P.O Box 1766
Binghamton, NY 13902

Bobby Portorsnok
Clinton and Front
Binghamton
not bad a little cold

File Name : Not Named 15
Site Code : 00000114
Start Date : 5/23/2013
Page No : 8

