

# Binghamton Metropolitan Transportation Study

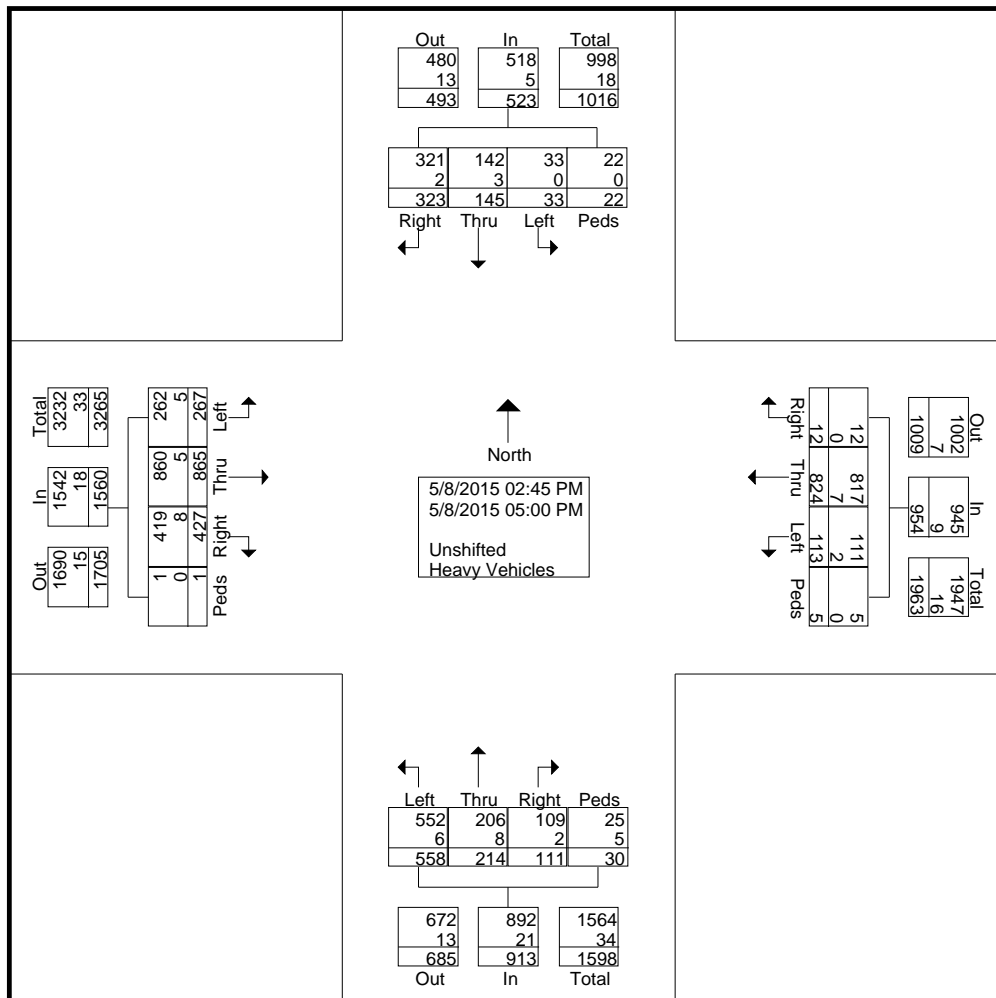
PO Box 1766  
 Binghamton, NY 13902  
*Your Tagline Here*

Bobby Portorsnok  
 Chenango and Bevier  
 Binghamton  
 So hot but I found some shade

File Name : Chenango and Bevier PM 2015  
 Site Code : 40  
 Start Date : 5/8/2015  
 Page No : 1

## Groups Printed- Unshifted - Heavy Vehicles

Start Time	From North					From East					From South					From West					Int. Total
	Right	Thru	Left	Peds	App. Total	Right	Thru	Left	Peds	App. Total	Right	Thru	Left	Peds	App. Total	Right	Thru	Left	Peds	App. Total	
02:45 PM	21	15	4	5	45	4	76	12	0	92	13	19	45	2	79	40	72	19	0	131	347
Total	21	15	4	5	45	4	76	12	0	92	13	19	45	2	79	40	72	19	0	131	347
03:00 PM	38	16	0	8	62	1	87	8	0	96	21	20	53	13	107	45	84	27	0	156	421
03:15 PM	21	17	2	0	40	0	64	5	3	72	11	33	50	2	96	43	94	15	0	152	360
03:30 PM	28	14	4	3	49	1	104	13	0	118	9	23	70	3	105	44	75	29	0	148	420
03:45 PM	48	18	1	0	67	2	85	18	0	105	9	13	62	2	86	47	93	36	1	177	435
Total	135	65	7	11	218	4	340	44	3	391	50	89	235	20	394	179	346	107	1	633	1636
04:00 PM	25	12	3	1	41	2	60	21	0	83	13	18	64	2	97	50	94	26	0	170	391
04:15 PM	33	15	5	0	53	1	57	10	0	68	9	21	51	3	84	38	81	24	0	143	348
04:30 PM	40	17	6	1	64	1	92	13	0	106	8	28	53	0	89	33	99	29	0	161	420
04:45 PM	42	8	7	0	57	0	75	2	1	78	13	22	54	0	89	36	89	31	0	156	380
Total	140	52	21	2	215	4	284	46	1	335	43	89	222	5	359	157	363	110	0	630	1539
05:00 PM	27	13	1	4	45	0	124	11	1	136	5	17	56	3	81	51	84	31	0	166	428
Grand Total	323	145	33	22	523	12	824	113	5	954	111	214	558	30	913	427	865	267	1	1560	3950
Approch %	61.8	27.7	6.3	4.2		1.3	86.4	11.8	0.5		12.2	23.4	61.1	3.3		27.4	55.4	17.1	0.1		
Total %	8.2	3.7	0.8	0.6	13.2	0.3	20.9	2.9	0.1	24.2	2.8	5.4	14.1	0.8	23.1	10.8	21.9	6.8	0	39.5	
Unshifted	321	142	33	22	518	12	817	111	5	945	109	206	552	25	892	419	860	262	1	1542	3897
% Unshifted	99.4	97.9	100	100	99	100	99.2	98.2	100	99.1	98.2	96.3	98.9	83.3	97.7	98.1	99.4	98.1	100	98.8	98.7
Heavy Vehicles																					
% Heavy Vehicles	0.6	2.1	0	0	1	0	0.8	1.8	0	0.9	1.8	3.7	1.1	16.7	2.3	1.9	0.6	1.9	0	1.2	1.3



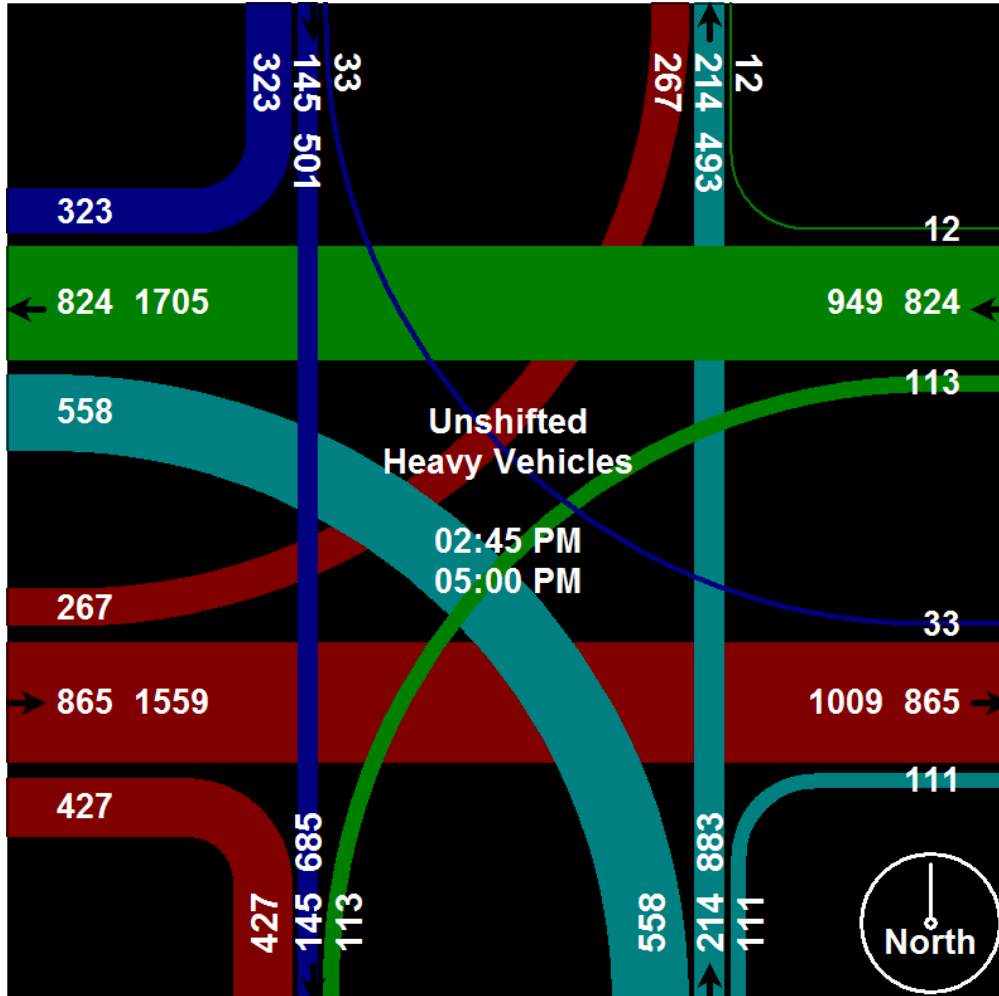
# Binghamton Metropolitan Transportation Study

PO Box 1766  
Binghamton, NY 13902

*Your Tagline Here*

Bobby Portorsnok  
Chenango and Bevier  
Binghamton  
So hot but I found some shade

File Name : Chenango and Bevier PM 2015  
Site Code : 40  
Start Date : 5/8/2015  
Page No : 2



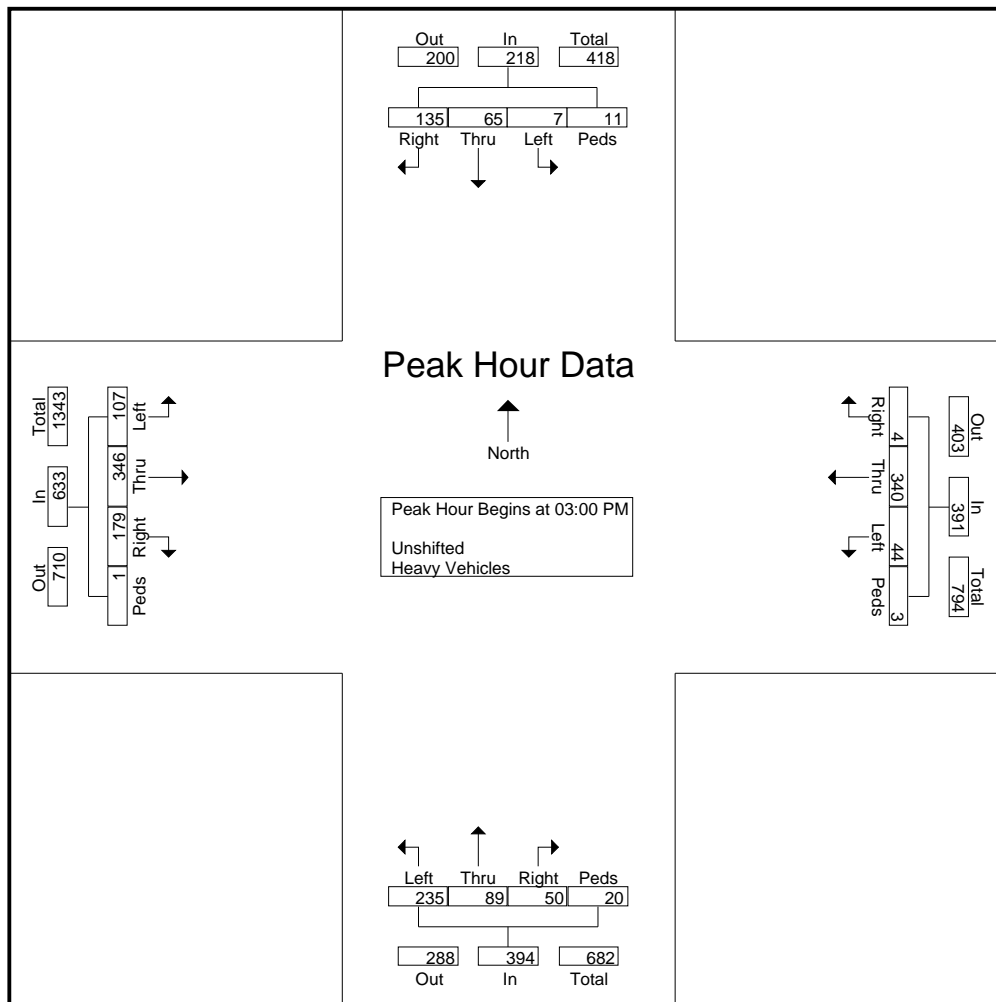
# Binghamton Metropolitan Transportation Study

PO Box 1766  
 Binghamton, NY 13902  
*Your Tagline Here*

Bobby Portorsnok  
 Chenango and Bevier  
 Binghamton  
 So hot but I found some shade

File Name : Chenango and Bevier PM 2015  
 Site Code : 40  
 Start Date : 5/8/2015  
 Page No : 3

Start Time	From North					From East					From South					From West					Int. Total
	Right	Thru	Left	Peds	App. Total	Right	Thru	Left	Peds	App. Total	Right	Thru	Left	Peds	App. Total	Right	Thru	Left	Peds	App. Total	
Peak Hour Analysis From 02:45 PM to 05:00 PM - Peak 1 of 1																					
Peak Hour for Entire Intersection Begins at 03:00 PM																					
03:00 PM	38	16	0	8	62	1	87	8	0	96	21	20	53	13	107	45	84	27	0	156	421
03:15 PM	21	17	2	0	40	0	64	5	3	72	11	33	50	2	96	43	94	15	0	152	360
03:30 PM	28	14	4	3	49	1	104	13	0	118	9	23	70	3	105	44	75	29	0	148	420
03:45 PM	48	18	1	0	67	2	85	18	0	105	9	13	62	2	86	47	93	36	1	177	435
Total Volume	135	65	7	11	218	4	340	44	3	391	50	89	235	20	394	179	346	107	1	633	1636
% App. Total	61.9	29.8	3.2	5		1	87	11.3	0.8		12.7	22.6	59.6	5.1		28.3	54.7	16.9	0.2		
PHF	.703	.903	.438	.344	.813	.500	.817	.611	.250	.828	.595	.674	.839	.385	.921	.952	.920	.743	.250	.894	.940



# Binghamton Metropolitan Transportation Study

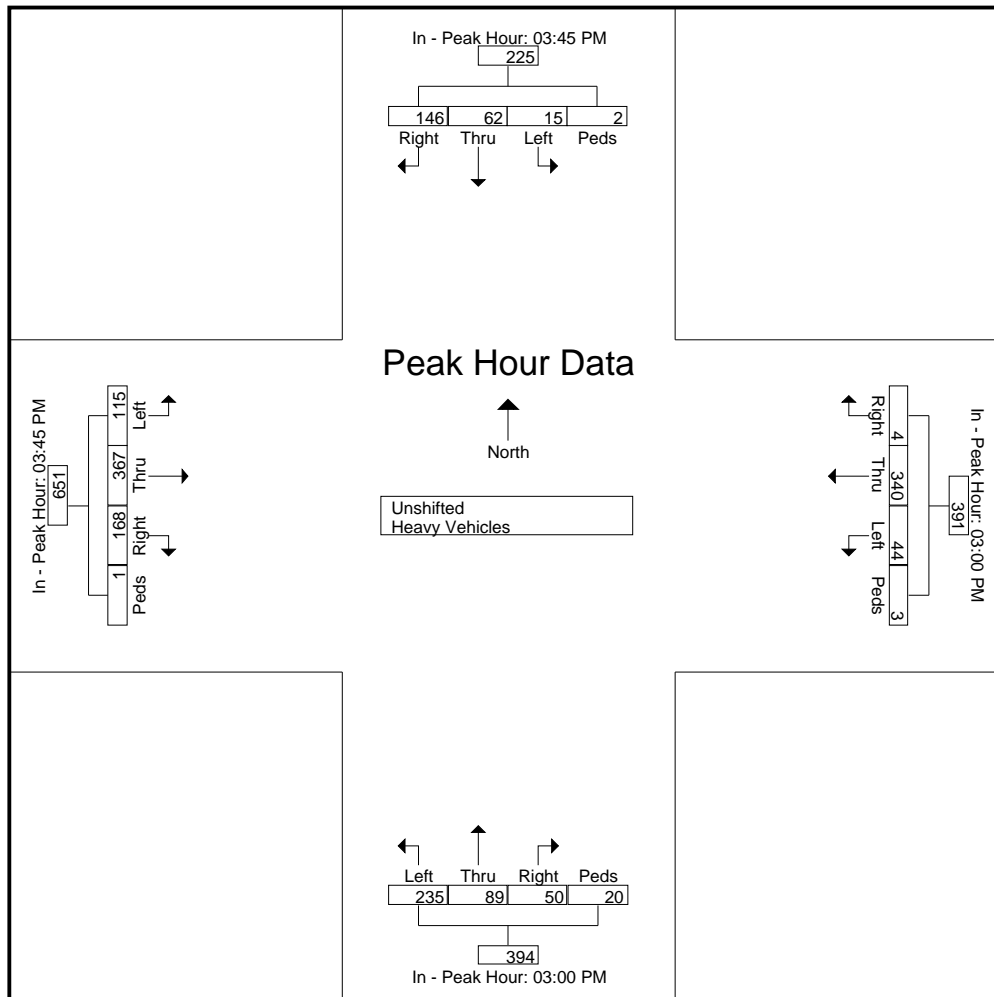
PO Box 1766  
Binghamton, NY 13902

*Your Tagline Here*

Bobby Portorsnok  
Chenango and Bevier  
Binghamton  
So hot but I found some shade

File Name : Chenango and Bevier PM 2015  
Site Code : 40  
Start Date : 5/8/2015  
Page No : 4

Start Time	From North					From East					From South					From West					Int. Total
	Right	Thru	Left	Peds	App. Total	Right	Thru	Left	Peds	App. Total	Right	Thru	Left	Peds	App. Total	Right	Thru	Left	Peds	App. Total	
Peak Hour Analysis From 02:45 PM to 05:00 PM - Peak 1 of 1																					
<b>Peak Hour for Each Approach Begins at:</b>																					
	03:45 PM					03:00 PM					03:00 PM					03:45 PM					
+0 mins.	48	18	1	0	67	1	87	8	0	96	21	20	53	13	107	47	93	36	1	177	
+15 mins.	25	12	3	1	41	0	64	5	3	72	11	33	50	2	96	50	94	26	0	170	
+30 mins.	33	15	5	0	53	1	104	13	0	118	9	23	70	3	105	38	81	24	0	143	
+45 mins.	40	17	6	1	64	2	85	18	0	105	9	13	62	2	86	33	99	29	0	161	
Total Volume	146	62	15	2	225	4	340	44	3	391	50	89	235	20	394	168	367	115	1	651	
% App. Total	64.9	27.6	6.7	0.9		1	87	11.3	0.8		12.7	22.6	59.6	5.1		25.8	56.4	17.7	0.2		
PHF	.760	.861	.625	.500	.840	.500	.817	.611	.250	.828	.595	.674	.839	.385	.921	.840	.927	.799	.250	.919	



# Binghamton Metropolitan Transportation Study

PO Box 1766  
Binghamton, NY 13902

*Your Tagline Here*

Bobby Portorsnok  
Chenango and Bevier  
Binghamton  
So hot but I found some shade

File Name : Chenango and Bevier PM 2015  
Site Code : 40  
Start Date : 5/8/2015  
Page No : 5

