

Binghamton Metropolitan Transportation Study

PO Box 1766
Binghamton, NY 13902

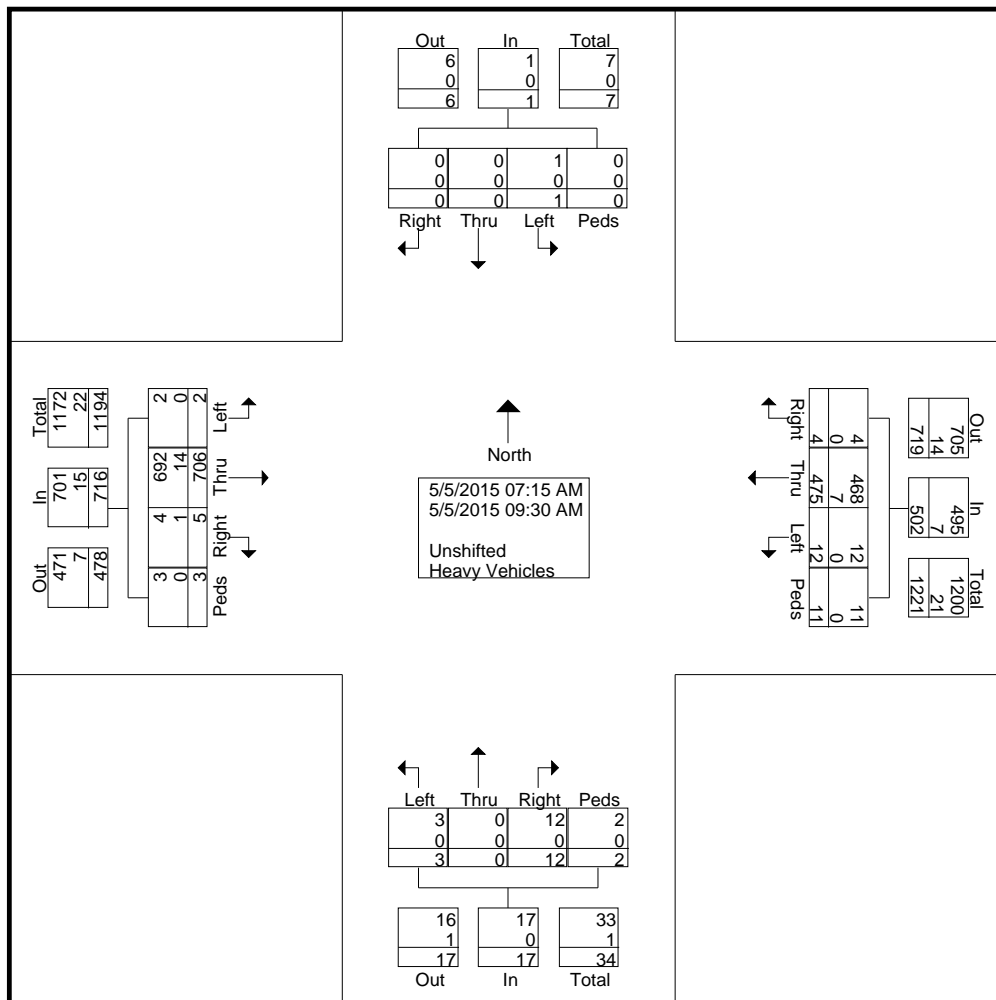
Your Tagline Here

Bobby Portorsnok
Brownson and Bevier
Binghamton
Every car in the city

File Name : brownson and Bevier AM 2015
Site Code : 45
Start Date : 5/5/2015
Page No : 1

Groups Printed- Unshifted - Heavy Vehicles

Start Time	From North					From East					From South					From West					Int. Total						
	Right	Thru	Left	Peds	App. Total	Right	Thru	Left	Peds	App. Total	Right	Thru	Left	Peds	App. Total	Right	Thru	Left	Peds	App. Total							
07:15 AM	0	0	0	0	0	0	35	2	0	37	0	0	1	0	1	0	67	0	0	67	0	0	0	0	0	67	105
07:30 AM	0	0	0	0	0	0	46	2	1	49	4	0	0	1	5	2	56	0	0	58	0	0	0	0	0	58	112
07:45 AM	0	0	0	0	0	0	41	1	2	44	2	0	0	1	3	0	73	0	2	75	0	0	0	0	0	75	122
Total	0	0	0	0	0	0	122	5	3	130	6	0	1	2	9	2	196	0	2	200	0	0	0	0	0	200	339
08:00 AM	0	0	0	0	0	0	44	0	1	45	1	0	1	0	2	2	81	0	0	83	0	0	0	0	0	83	130
08:15 AM	0	0	0	0	0	0	54	2	4	60	0	0	0	0	0	1	87	2	0	90	0	0	0	0	0	90	150
08:30 AM	0	0	0	0	0	0	51	1	1	53	2	0	0	0	2	0	67	0	1	68	0	0	0	0	0	68	123
08:45 AM	0	0	0	0	0	0	51	1	1	53	2	0	0	0	2	0	66	0	0	66	0	0	0	0	0	66	121
Total	0	0	0	0	0	0	200	4	7	211	5	0	1	0	6	3	301	2	1	307	0	0	0	0	0	307	524
09:00 AM	0	0	0	0	0	4	58	0	1	63	0	0	1	0	1	0	78	0	0	78	0	0	0	0	0	78	142
09:15 AM	0	0	0	0	0	0	52	0	0	52	1	0	0	0	1	0	71	0	0	71	0	0	0	0	0	71	124
09:30 AM	0	0	1	0	1	0	43	3	0	46	0	0	0	0	0	0	60	0	0	60	0	0	0	0	0	60	107
Grand Total	0	0	1	0	1	4	475	12	11	502	12	0	3	2	17	5	706	2	3	716	0	0	0	0	0	716	1236
Apprch %	0	0	100	0	0	0.8	94.6	2.4	2.2	100	70.6	0	17.6	11.8	100	0.7	98.6	0.3	0.4	100	0	0	0	0	0	100	100
Total %	0	0	0.1	0	0.1	0.3	38.4	1	0.9	40.6	1	0	0.2	0.2	1.4	0.4	57.1	0.2	0.2	57.9	0	0	0	0	0	57.9	57.9
Unshifted	0	0	1	0	1	4	468	12	11	495	12	0	3	2	17	4	692	2	3	701	0	0	0	0	0	701	1214
% Unshifted	0	0	100	0	100	100	98.5	100	100	98.6	100	0	100	100	100	80	98	100	100	97.9	0	0	0	0	0	97.9	98.2
Heavy Vehicles																											
% Heavy Vehicles	0	0	0	0	0	0	1.5	0	0	1.4	0	0	0	0	0	20	2	0	0	2.1	0	0	0	0	0	2.1	1.8



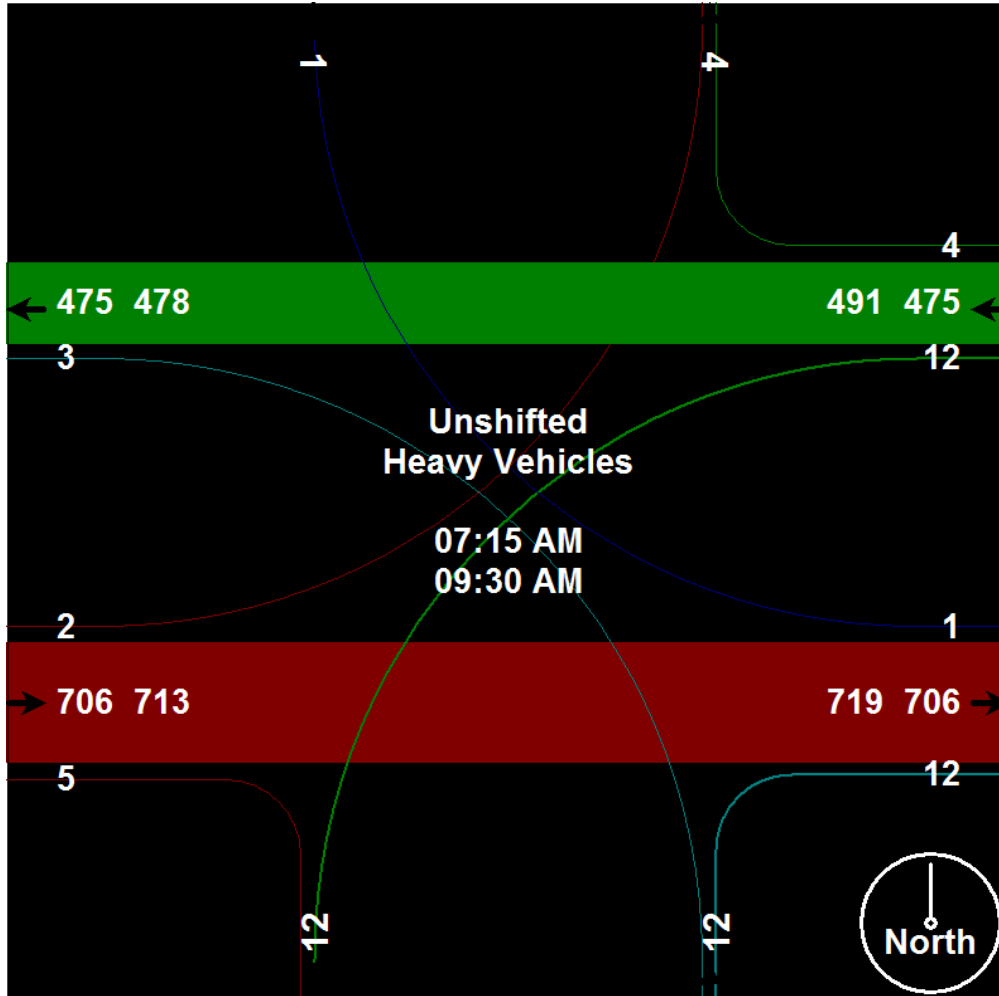
Binghamton Metropolitan Transportation Study

PO Box 1766
Binghamton, NY 13902

Your Tagline Here

Bobby Portorsnok
Brownson and Bevier
Binghamton
Every car in the city

File Name : brownson and Bevier AM 2015
Site Code : 45
Start Date : 5/5/2015
Page No : 2



Binghamton Metropolitan Transportation Study

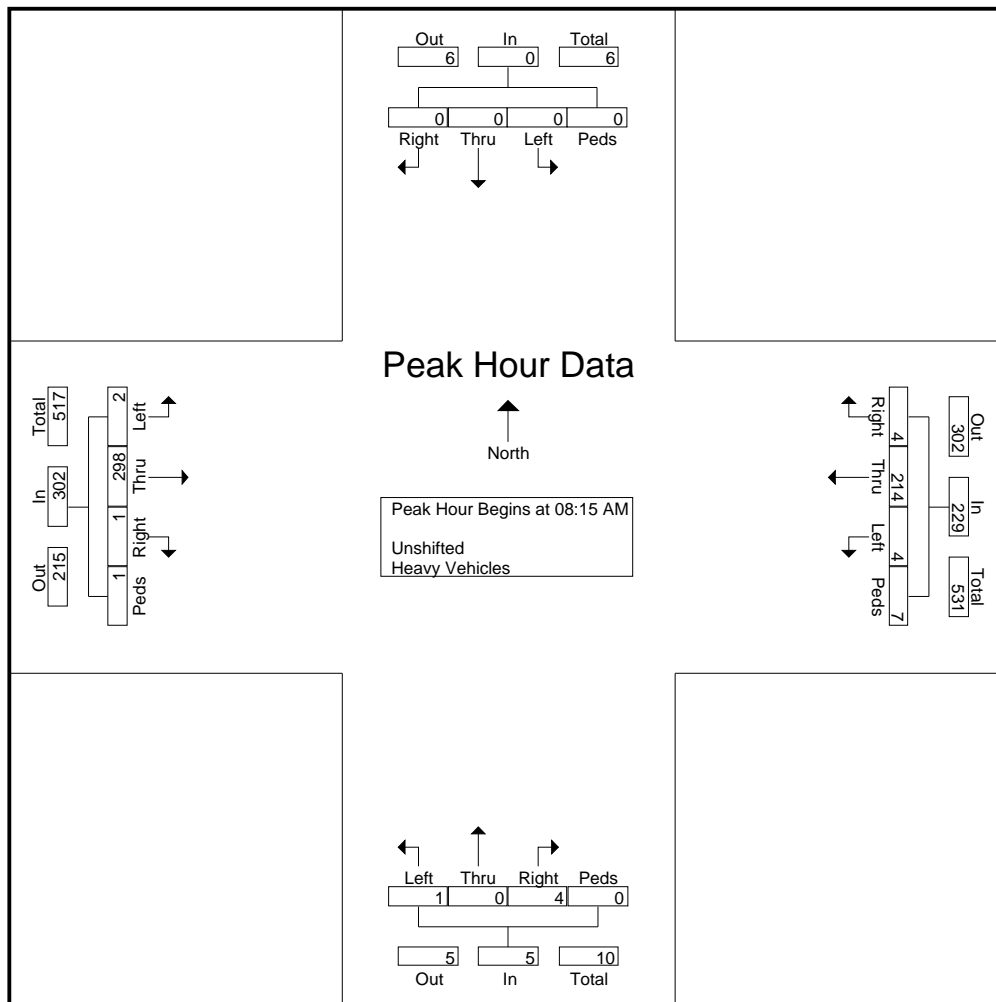
PO Box 1766
Binghamton, NY 13902

Your Tagline Here

Bobby Portorsnok
Brownson and Bevier
Binghamton
Every car in the city

File Name : brownson and Bevier AM 2015
Site Code : 45
Start Date : 5/5/2015
Page No : 3

Start Time	From North					From East					From South					From West					Int. Total
	Right	Thru	Left	Peds	App. Total	Right	Thru	Left	Peds	App. Total	Right	Thru	Left	Peds	App. Total	Right	Thru	Left	Peds	App. Total	
Peak Hour Analysis From 07:15 AM to 09:30 AM - Peak 1 of 1																					
Peak Hour for Entire Intersection Begins at 08:15 AM																					
08:15 AM	0	0	0	0	0	0	54	2	4	60	0	0	0	0	0	1	87	2	0	90	150
08:30 AM	0	0	0	0	0	0	51	1	1	53	2	0	0	0	2	0	67	0	1	68	123
08:45 AM	0	0	0	0	0	0	51	1	1	53	2	0	0	0	2	0	66	0	0	66	121
09:00 AM	0	0	0	0	0	4	58	0	1	63	0	0	1	0	1	0	78	0	0	78	142
Total Volume	0	0	0	0	0	4	214	4	7	229	4	0	1	0	5	1	298	2	1	302	536
% App. Total	0	0	0	0	0	1.7	93.4	1.7	3.1		80	0	20	0		0.3	98.7	0.7	0.3		
PHF	.000	.000	.000	.000	.000	.250	.922	.500	.438	.909	.500	.000	.250	.000	.625	.250	.856	.250	.250	.839	.893



Binghamton Metropolitan Transportation Study

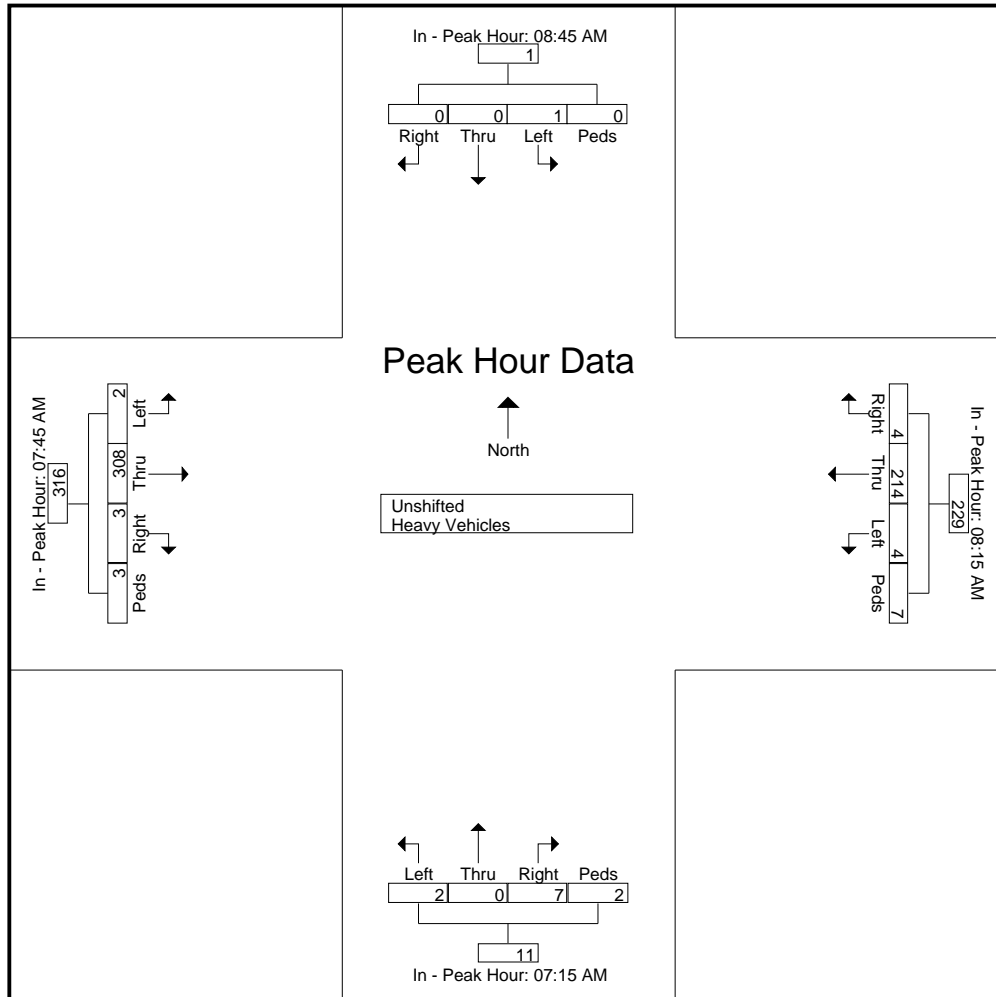
PO Box 1766
Binghamton, NY 13902

Your Tagline Here

Bobby Portorsnok
Brownson and Bevier
Binghamton
Every car in the city

File Name : brownson and Bevier AM 2015
Site Code : 45
Start Date : 5/5/2015
Page No : 4

Start Time	From North					From East					From South					From West					Int. Total
	Right	Thru	Left	Peds	App. Total	Right	Thru	Left	Peds	App. Total	Right	Thru	Left	Peds	App. Total	Right	Thru	Left	Peds	App. Total	
Peak Hour Analysis From 07:15 AM to 09:30 AM - Peak 1 of 1																					
Peak Hour for Each Approach Begins at:																					
	08:45 AM					08:15 AM					07:15 AM					07:45 AM					
+0 mins.	0	0	0	0	0	0	54	2	4	60	0	0	1	0	1	0	73	0	2	75	
+15 mins.	0	0	0	0	0	0	51	1	1	53	4	0	0	1	5	2	81	0	0	83	
+30 mins.	0	0	0	0	0	0	51	1	1	53	2	0	0	1	3	1	87	2	0	90	
+45 mins.	0	0	1	0	1	4	58	0	1	63	1	0	1	0	2	0	67	0	1	68	
Total Volume	0	0	1	0	1	4	214	4	7	229	7	0	2	2	11	3	308	2	3	316	
% App. Total	0	0	100	0		1.7	93.4	1.7	3.1		63.6	0	18.2	18.2		0.9	97.5	0.6	0.9		
PHF	.000	.000	.250	.000	.250	.250	.922	.500	.438	.909	.438	.000	.500	.500	.550	.375	.885	.250	.375	.878	



Binghamton Metropolitan Transportation Study

PO Box 1766
Binghamton, NY 13902

Your Tagline Here

Bobby Portorsnok
Brownson and Bevier
Binghamton
Every car in the city

File Name : brownson and Bevier AM 2015
Site Code : 45
Start Date : 5/5/2015
Page No : 5

