

Binghamton Metropolitan Transportation Study

P.O Box 1766
Binghamton, NY 13902

Bryan and Dom
Airport, CFJ, and Prospect
Johnson City Line
I spy

File Name : Airport and CFJ and Prospect PM 2012 Merged
Site Code : 249
Start Date : 6/11/2012
Page No : 1

Groups Printed- Unshifted - Heavy Vehicles

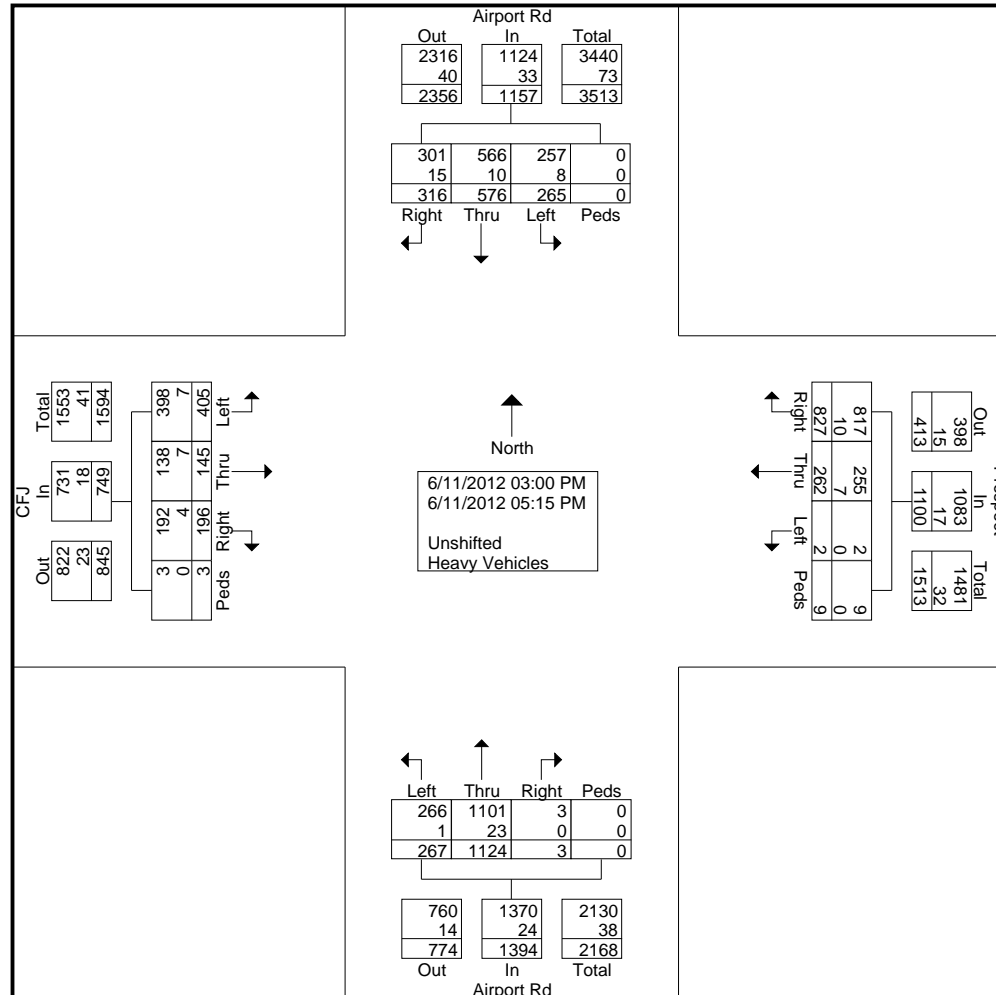
Start Time	Airport Rd From North					Prospect From East					Airport Rd From South					CFJ From West					Int. Total
	Right	Thru	Left	Peds	App. Total	Right	Thru	Left	Peds	App. Total	Right	Thru	Left	Peds	App. Total	Right	Thru	Left	Peds	App. Total	
03:00 PM	33	56	24	0	113	72	21	0	0	93	0	91	23	0	114	22	19	46	0	87	407
03:15 PM	31	52	24	0	107	87	27	0	0	114	0	104	26	0	130	20	20	46	0	86	437
03:30 PM	43	85	30	0	158	91	25	1	1	118	0	94	24	0	118	27	15	61	2	105	499
03:45 PM	52	67	30	0	149	72	43	0	0	115	1	132	25	0	158	16	13	48	1	78	500
Total	159	260	108	0	527	322	116	1	1	440	1	421	98	0	520	85	67	201	3	356	1843
04:00 PM	23	32	14	0	69	64	20	0	0	84	0	107	20	0	127	17	11	36	0	64	344
04:15 PM	43	59	25	0	127	95	47	0	0	142	0	89	25	0	114	17	14	26	0	57	440
04:30 PM	34	40	24	0	98	78	17	0	0	95	0	131	38	0	169	20	10	34	0	64	426
04:45 PM	20	53	38	0	111	85	21	0	0	106	0	126	27	0	153	29	15	42	0	86	456
Total	120	184	101	0	405	322	105	0	0	427	0	453	110	0	563	83	50	138	0	271	1666
05:00 PM	12	61	32	0	105	101	19	1	0	121	1	132	27	0	160	17	10	40	0	67	453
05:15 PM	25	71	24	0	120	82	22	0	8	112	1	118	32	0	151	11	18	26	0	55	438
Grand Total	316	576	265	0	1157	827	262	2	9	1100	3	1124	267	0	1394	196	145	405	3	749	4400
Apprch %	27.3	49.8	22.9	0		75.2	23.8	0.2	0.8		0.2	80.6	19.2	0		26.2	19.4	54.1	0.4		
Total %	7.2	13.1	6	0	26.3	18.8	6	0	0.2	25	0.1	25.5	6.1	0	31.7	4.5	3.3	9.2	0.1	17	
Unshifted	301	566	257	0	1124	817	255	2	9	1083	3	1101	266	0	1370	192	138	398	3	731	4308
% Unshifted	95.3	98.3	97	0	97.1	98.8	97.3	100	100	98.5	100	98	99.6	0	98.3	98	95.2	98.3	100	97.6	97.9
Heavy Vehicles	15	10	8	0	33	10	7	0	0	17	0	23	1	0	24	4	7	7	0	18	92
% Heavy Vehicles	4.7	1.7	3	0	2.9	1.2	2.7	0	0	1.5	0	2	0.4	0	1.7	2	4.8	1.7	0	2.4	2.1

Binghamton Metropolitan Transportation Study

P.O Box 1766
Binghamton, NY 13902

Bryan and Dom
Airport, CFJ, and Prospect
Johnson City Line
I spy

File Name : Airport and CFJ and Prospect PM 2012 Merged
Site Code : 249
Start Date : 6/11/2012
Page No : 2

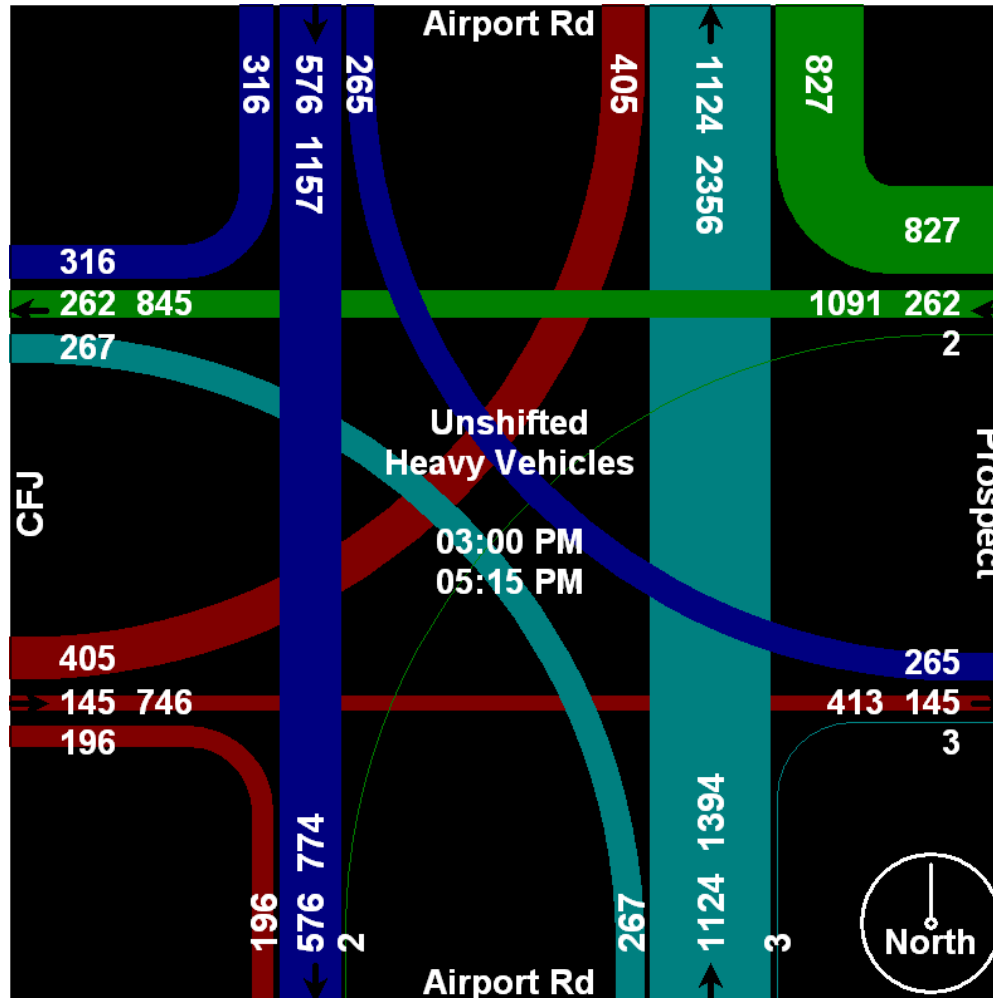


Binghamton Metropolitan Transportation Study

P.O Box 1766
Binghamton, NY 13902

Bryan and Dom
Airport, CFJ, and Prospect
Johnson City Line
I spy

File Name : Airport and CFJ and Prospect PM 2012 Merged
Site Code : 249
Start Date : 6/11/2012
Page No : 3



Binghamton Metropolitan Transportation Study

P.O Box 1766
Binghamton, NY 13902

Bryan and Dom
Airport, CFJ, and Prospect
Johnson City Line
I spy

File Name : Airport and CFJ and Prospect PM 2012 Merged
Site Code : 249
Start Date : 6/11/2012
Page No : 4

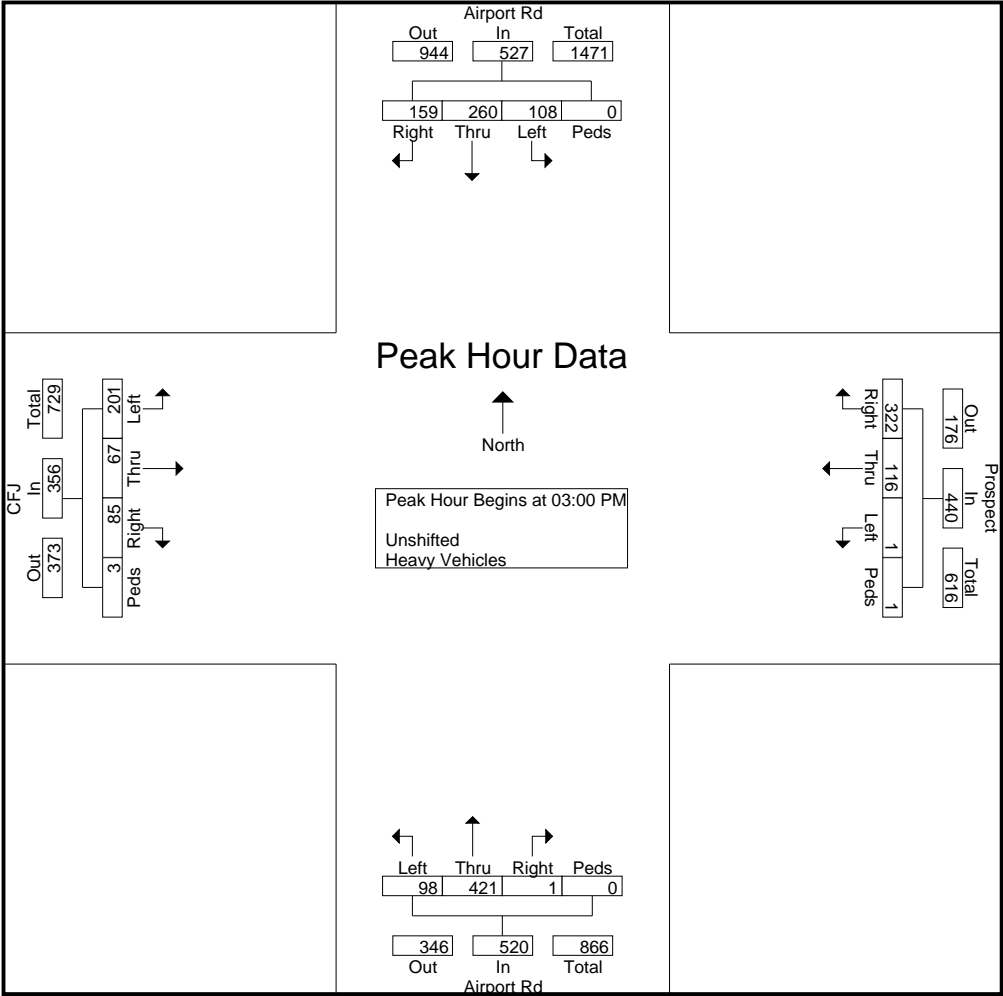
Start Time	Airport Rd From North					Prospect From East					Airport Rd From South					CFJ From West					Int. Total
	Right	Thru	Left	Peds	App. Total	Right	Thru	Left	Peds	App. Total	Right	Thru	Left	Peds	App. Total	Right	Thru	Left	Peds	App. Total	
Peak Hour Analysis From 03:00 PM to 05:00 PM - Peak 1 of 1																					
Peak Hour for Entire Intersection Begins at 03:00 PM																					
03:00 PM	33	56	24	0	113	72	21	0	0	93	0	91	23	0	114	22	19	46	0	87	407
03:15 PM	31	52	24	0	107	87	27	0	0	114	0	104	26	0	130	20	20	46	0	86	437
03:30 PM	43	85	30	0	158	91	25	1	1	118	0	94	24	0	118	27	15	61	2	105	499
03:45 PM	52	67	30	0	149	72	43	0	0	115	1	132	25	0	158	16	13	48	1	78	500
Total Volume	159	260	108	0	527	322	116	1	1	440	1	421	98	0	520	85	67	201	3	356	1843
% App. Total	30.2	49.3	20.5	0		73.2	26.4	0.2	0.2		0.2	81	18.8	0		23.9	18.8	56.5	0.8		
PHF	.764	.765	.900	.000	.834	.885	.674	.250	.250	.932	.250	.797	.942	.000	.823	.787	.838	.824	.375	.848	.922

Binghamton Metropolitan Transportation Study

P.O Box 1766
 Binghamton, NY 13902

Bryan and Dom
 Airport, CFJ, and Prospect
 Johnson City Line
 I spy

File Name : Airport and CFJ and Prospect PM 2012 Merged
 Site Code : 249
 Start Date : 6/11/2012
 Page No : 5



Binghamton Metropolitan Transportation Study

P.O Box 1766
Binghamton, NY 13902

Bryan and Dom
Airport, CFJ, and Prospect
Johnson City Line
I spy

File Name : Airport and CFJ and Prospect PM 2012 Merged
Site Code : 249
Start Date : 6/11/2012
Page No : 6

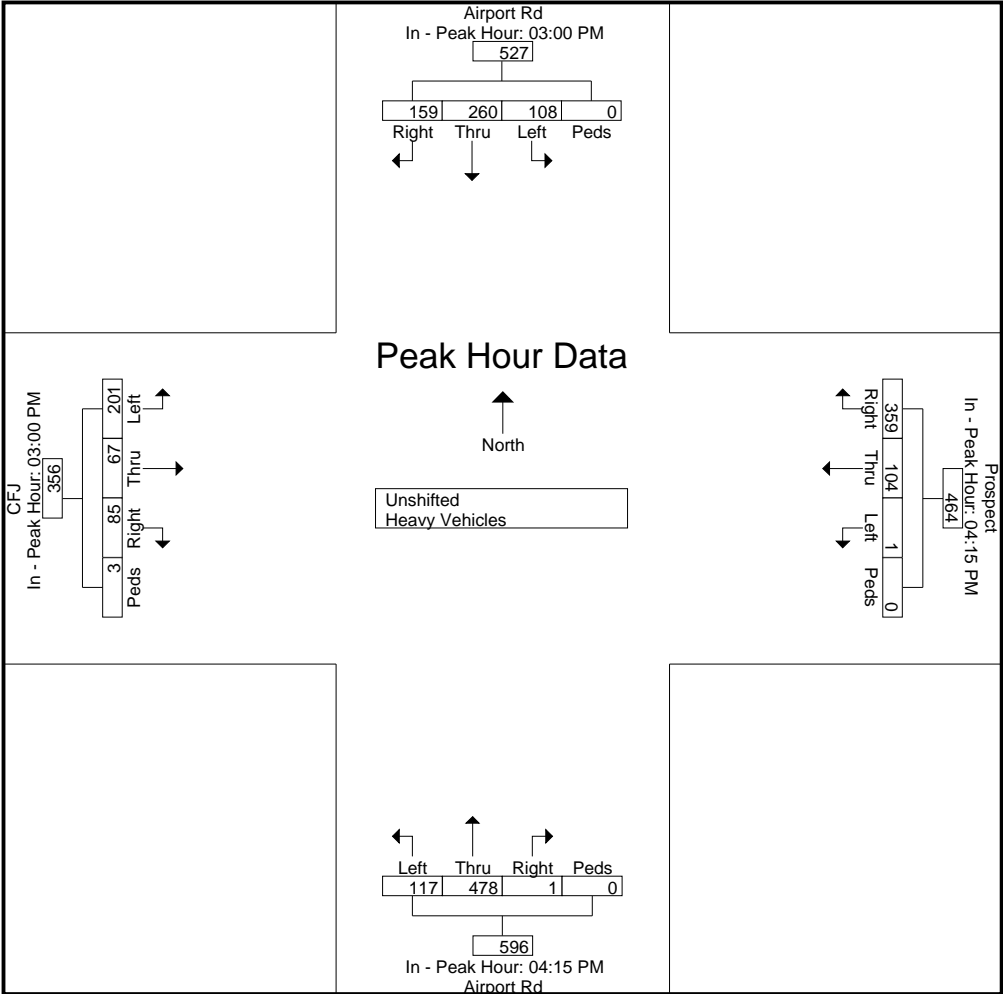
Start Time	Airport Rd From North					Prospect From East					Airport Rd From South					CFJ From West					Int. Total
	Right	Thru	Left	Peds	App. Total	Right	Thru	Left	Peds	App. Total	Right	Thru	Left	Peds	App. Total	Right	Thru	Left	Peds	App. Total	
Peak Hour Analysis From 03:00 PM to 05:00 PM - Peak 1 of 1																					
Peak Hour for Each Approach Begins at:																					
	03:00 PM					04:15 PM					04:15 PM					03:00 PM					
+0 mins.	33	56	24	0	113	95	47	0	0	142	0	89	25	0	114	22	19	46	0	87	
+15 mins.	31	52	24	0	107	78	17	0	0	95	0	131	38	0	169	20	20	46	0	86	
+30 mins.	43	85	30	0	158	85	21	0	0	106	0	126	27	0	153	27	15	61	2	105	
+45 mins.	52	67	30	0	149	101	19	1	0	121	1	132	27	0	160	16	13	48	1	78	
Total Volume	159	260	108	0	527	359	104	1	0	464	1	478	117	0	596	85	67	201	3	356	
% App. Total	30.2	49.3	20.5	0		77.4	22.4	0.2	0		0.2	80.2	19.6	0		23.9	18.8	56.5	0.8		
PHF	.764	.765	.900	.000	.834	.889	.553	.250	.000	.817	.250	.905	.770	.000	.882	.787	.838	.824	.375	.848	

Binghamton Metropolitan Transportation Study

P.O Box 1766
 Binghamton, NY 13902

Bryan and Dom
 Airport, CFJ, and Prospect
 Johnson City Line
 I spy

File Name : Airport and CFJ and Prospect PM 2012 Merged
 Site Code : 249
 Start Date : 6/11/2012
 Page No : 7



Binghamton Metropolitan Transportation Study

P.O Box 1766
Binghamton, NY 13902

Bryan and Dom
Airport, CFJ, and Prospect
Johnson City Line
I spy

File Name : Airport and CFJ and Prospect PM 2012 Merged
Site Code : 249
Start Date : 6/11/2012
Page No : 8

